

# WASHINGTON COUNTY SHERIFF'S OFFICE



2024

## ANNUAL REPORT



# TABLE OF CONTENTS

## **INTRODUCTION** **PAGE**

LETTER FROM THE SHERIFF.....	2
MISSION & VISION STATEMENTS.....	3
BUDGET SUMMARY.....	4
PERSONNEL CHART.....	6

## **PATROL DIVISION**

PATROL QUICK FACTS.....	8
TRAINING & RECRUITMENT.....	9
NARCOTICS TASK FORCE.....	10
GANG INVESTIGATION UNIT.....	10
K-9 UNIT.....	10
TRAFFIC/CRIMINAL INTERDICTION UNIT.....	10
COMMUNITY & SCHOOL RESOURCE DEPUTY PROGRAMS...	11
SPECIAL RESPONSE TEAM (SRT).....	12
SMALL UNMANNED AIRCRAFT SYSTEM (SUAS).....	13
SEX OFFENDER REGISTRATION UNIT.....	13
CRIMINAL INVESTIGATION UNIT.....	14
POLICE COMMUNICATIONS & CALL STATISTICS.....	16
DOMESTIC VIOLENCE UNIT.....	22
CRIME ANALYST.....	22
BURGLAR ALARM RESPONSE.....	23
UNIFORM CRIME REPORT (UCR).....	24
DUI/DWI ENFORCEMENT.....	27
ACCIDENT INFORMATION.....	28
TRAFFIC.....	30

## **CENTRAL BOOKING**

ARRESTING AGENCY MONTHLY STATISTICS.....	31
--	----

## **JUDICIAL DIVISION** **PAGE**

COURTROOM SECURITY, PRISONER TRANSPORT.....	32
CIVIL & CRIMINAL PROCESS.....	34
CHILD SUPPORT ENFORCEMENT.....	35
WARRANT TASK FORCE.....	36
WARRANTS/CRIMINAL SUMMONS.....	38
JUDICIAL FLEET/REVENUE.....	39

## **DETENTION DIVISON**

POINTS OF INTEREST.....	40
REVENUES.....	41
FACILITY INSPECTIONS.....	41
BUDGETARY/STAFFING COMPARISONS.....	42
INMATE HOUSING REPORT.....	43
TRAINING & RECRUITMENT.....	44
INMATE DISCIPLINARY STATISTICS.....	45
SECURITY DIVISION.....	46
INMATE POPULATION STATISTICS.....	47
INTAKE OFFICE.....	52
TRANSPORTATION UNIT.....	53
INMATE PROGRAMS.....	54
DAY REPORTING CENTER.....	56
JAIL SUBSTANCE ABUSE PROGRAM (J.S.A.P.).....	57
INMATE COMMISSARY/ACCOUNTS MANAGEMENT.....	58
INMATE VISITING.....	58
CLASSIFICATION.....	59
FOOD SERVICES & INMATE EDUCATION.....	60
MEDICAL & MENTAL HEALTH.....	61
OPERATIONS OUTCOME MEASURES.....	62

# FROM THE SHERIFF

---



**Office of the Sheriff:**  
**Washington County**  
**500 Western Maryland Parkway**  
**Hagerstown, MD 21740-5199**  
**Sheriff Brian K. Albert**

OFFICE: 240-313-2101  
FAX: 240-313-2105  
Email: [balbert@washco-md.net](mailto:balbert@washco-md.net)



Dear Citizens,

My second year in office as Sheriff has been fulfilling for me. I am still very impressed with the employees of the Washington County Sheriff's Office. The employees of the Washington County Sheriff's Office serve with a strong work ethic and the utmost professionalism and dedication to provide public safety to you, the citizens of Washington County.

The recruiting and retention of personnel, both in law enforcement and corrections, has been a challenge and remains a top priority. With collaboration of the Board of County Commissioners the Sheriff's Office added eight patrol deputy positions and five detention deputy positions.

The national drug epidemic continues to be a significant problem and is at the root of much of the crime in Washington County. We have continued working with our Criminal Justice System partners to address this problem. The joint Drug Enforcement Agency Narcotics Task Force with Hagerstown City Police Department is refining and refocusing its efforts to better combat drug issues in our communities.

The Day Reporting Center (DRC) continues to serve as a major component of the Sheriff's Office and continues to increase the number of successful graduates from the program. It enables non-violent offenders to receive monitoring, training, and treatment in lieu of full-time incarceration.

The Detention Center houses an average of 355 incarcerated individuals at any given time. The staff work tirelessly to ensure the safety of our community, inmates, and the employees of our Detention Center.

The Washington County Sheriff's Office will continue doing everything within our power to preserve our way of life in Washington County.

Sincerely,

A handwritten signature in black ink, appearing to read "Brian K. Albert".

Brian K. Albert

# MISSION & VISION STATEMENTS

---

## MISSION STATEMENT

It is the mission of the Washington County Sheriff's Office to provide professional, high quality and effective police, correctional and court security services in partnership with the community and other criminal justice agencies, while continuing to build and maintain these relationships.



## VISION STATEMENT

The Washington County Sheriff's Office is committed to providing services that are fair, impartial and effective while holding employees to the highest standards of efficiency, morality and professionalism.

The Sheriff's Office is comprised of skilled dedicated professionals, striving to be proactive, rather than reactive where possible. We are responsible and accountable to each other as well as the public we serve. We believe in the concept of continuous improvement in all our endeavors, always striving to be the best we can be.

# BUDGETARY SUMMARY

## CENTRAL BOOKING

		FY 2024		FY 2025
Salary Wages & Benefits	\$	1,463,990.00	\$	1,440,170.00
Operations	\$	30,730.00	\$	34,500.00
Capital Outlay	\$	0.00	\$	17,450.00
<b>TOTAL</b>	<b>\$</b>	<b>1,494,720.00</b>	<b>\$</b>	<b>1,492,120.00</b>

## DETENTION DIVISION

Salary Wages & Benefits	\$	16,648,720.00	\$	18,042,700.00
Operations	\$	4,761,270.00	\$	5,464,210.00
Capital Outlay	\$	23,568.13	\$	2,470.00
<b>TOTAL</b>	<b>\$</b>	<b>21,433,558.13</b>	<b>\$</b>	<b>23,509,380.00</b>

## DAY REPORTING CENTER (BUDGET)

Salary Wages & Benefits	\$	264,520.00	\$	290,940.00
Operations	\$	241,880.00	\$	247,590.00
Capital Outlay	\$	0.00	\$	0.00
<b>TOTAL</b>	<b>\$</b>	<b>506,400.00</b>	<b>\$</b>	<b>538,530.00</b>

## DAY REPORTING CENTER (GRANT)

Salary Wages & Benefits	\$	.00	\$	0.00
Operations	\$	.00	\$	0.00
Capital Outlay	\$	0.00	\$	0.00
<b>TOTAL</b>	<b>\$</b>	<b>.00</b>	<b>\$</b>	<b>0.00</b>

# BUDGETARY SUMMARY

## JUDICIAL SERVICES DIVISION

	FY 2024	FY 2025
Salary Wages & Benefits	\$ 3,765,090.00	\$ 4,010,970.00
Operations	\$ 169,690.00	\$ 183,500.00
Capital Outlay	\$ 79,290.00	\$ 26,840.00
<b>TOTAL</b>	<b>\$ 4,014,070.00</b>	<b>\$ 4,221,310.00</b>

## PATROL DIVISION

Salary Wages & Benefits	\$ 13,739,040.00	\$ 14,556,450.00
Operations	\$ 2,286,490.00	\$ 2,398,510.00
Capital Outlay	\$ 86,660.00	\$ 163,980.00
<b>TOTAL</b>	<b>\$ 16,112,190.00</b>	<b>\$ 17,118,940.00</b>

## PROCESS SERVERS (JUDICIAL)

Salary Wages & Benefits	\$ 147,740.00	\$ 162,420.00
Operations	\$ 6,280.00	\$ 5,840.00
Capital Outlay	\$ 0.00	\$ 0.00
<b>TOTAL</b>	<b>\$ 154,020.00</b>	<b>\$ 168,260.00</b>

## TOTAL SHERIFF'S OFFICE BUDGET

Salary Wages & Benefits	\$ 36,029,100.00	\$ 38,503,650.00
Operations	\$ 7,496,340.00	\$ 8,334,150.00
Capital Outlay	\$ 165,950.00	\$ 210,740.00
<b>GRAND TOTAL</b>	<b>\$ 43,691,390.00</b>	<b>\$ 47,048,540.00</b>

# PERSONNEL CHART

## ADMINISTRATION

Sheriff	1
Colonel	1
Civilian	1
<b>TOTAL</b>	<b>3</b>

## CENTRAL BOOKING

Lieutenant	1
Sergeant	0
Master Deputy	8
Deputy First Class	1
Deputy	0
<b>TOTAL</b>	<b>10</b>

## DETENTION DIVISION

Major	1
Captain	2
Lieutenant	5
Sergeant	11
Master Deputy	50
Deputy First Class	8
Deputy	26
Civilian	15
Vacancies	7
<b>TOTAL</b>	<b>125</b>

## DAY REPORTING CENTER

Day Reporting Director	1
Master Deputy	1
Civilians	2
<b>TOTAL</b>	<b>4</b>

## JUDICIAL PROCESS SERVERS

Process Servers	1
Civilians	1
Vacancy	0
<b>TOTAL</b>	<b>2</b>



# PERSONNEL CHART

## JUDICIAL DIVISION

Captain	1
Lieutenant	1
Sergeant	1
Master Deputy (sworn)	9
Master Deputy (non-sworn)	3
Deputy First Class (sworn)	6
Deputy First Class (non-sworn)	0
Deputy (sworn)	0
Deputy (non-sworn)	1
Deputy (part-time sworn)	1
Civilian (full-time)	4
Vacancy	2
<b>TOTAL</b>	<b>29</b>

## PATROL DIVISION

Major	1
Captain	2
Lieutenant	6
Sergeant	16
Master Deputy	36
Deputy First Class	5
Deputy	24
Civilian	15
Vacancies	2
<b>TOTAL</b>	<b>107</b>

## PERSONNEL SUMMARY

Administration	3
Central Booking	10
Detention Division	118
Day Reporting Center	4
Process Servers	2
Judicial Division	27
Patrol Division	105
Department Vacancies	11
<b>TOTAL SHERIFF'S OFFICE PERSONNEL</b>	<b>280</b>



# WASHINGTON COUNTY SHERIFF'S OFFICE PATROL DIVISION



## 2024 PATROL DIVISION QUICK FACTS

	2023	2024
Calls for Service	84,303	92,560
Traffic Citations Issued	4,619	5,751
Traffic Warnings Issued	11,066	15,037
Safety Equipment Repair Orders Issued	234	355
Driving While Under the Influence Arrests	163	172
Adult Arrests	3,113	3,440
Adult Alcohol Citations	0	0
Accident Reports/ARCS	1,186	1,295
Domestic Violence Homicide	2	1
Property Reported Stolen	\$3,553,106	\$3,573,507
Patrol Fleet Miles Driven	1,448,403	1,537,262
Juvenile Alcohol Citations	0	0
Juvenile Arrests	130	122
Domestic Violence Calls	759	767

# TRAINING & RECRUITMENT

## 2024 AT A GLANCE

- ◆ 134 applications were received for patrol and judicial sworn deputy, resulting in the hiring of two judicial laterals and one lateral patrol deputy.
- ◆ 9 applicants were hired as deputy recruits. Those nine deputy recruits were entry level applicants and entered the Washington County Police Academy #9 in June 2024.
- ◆ 61 applications were received for civilian positions, resulting in the hiring of one I.T. Specialist, two Administrative Assistants, one Fleet Manager, and one Auto Mechanic.
- ◆ During 2024, the Sheriff's Office participated in three job fairs, one in Frederick County, Maryland, and two in Hagerstown, Maryland.

### SPECIALIZED TRAINING

Many employees attended specialized training in topics such as:

- General Instructors & Field Training Officer Certification School
- Cell Phone Technology and Forensic Data Recovery
- Active Shooter Instructor Certification
- Anti-Terrorism Training
- Crash Reconstruction
- Crime Prevention
- Criminal Suspect Vehicle Surveillance Techniques
- Drug Interdiction
- Street Gang and Motorcycle Gang Awareness
- Interviews and Interrogations and Identifying Deceptive Behavior
- Hostage Negotiation
- Computer Crimes Certification & Cell Phone Data Recovery
- Law Enforcement Officers Bill of Rights
- School Violence and School Safety

### IN-SERVICE TRAINING

Every police officer is mandated by the State of Maryland to successfully complete 18 hours of annual in-service training. Training topics included are:

- Tactical Medicine and Emergency First Aid
- Firearms Safety and Use of Force
- Defensive Tactics, Police Baton, O.C. Spray and Taser Certification
- Autism & Police Interaction
- Dealing with the Mentally ILL
- Handling Identity Theft
- Rape and Sexual Assault
- Child Exploitation
- Airport Security
- Agency All Hazard Plan
- Dealing with Sovereign Citizens

### ENTRANCE LEVEL POLICE OFFICER

All newly hired Patrol Deputies must attend an entry-level police academy. Newly hired officers attend a Maryland Police and Correctional Training Certified Academy within Maryland.

### FIELD TRAINING OFFICER

The Field Training Program requires a minimum of four months training. The recruit is assigned to work each day with a deputy that has received specialized training as a Field Training Officer (FTO). The FTO monitors, and mentors the recruit. A detailed progress and activity report is maintained and reviewed weekly by the patrol supervisor. Upon the recruit's successful completion of the FTO program, the Maryland Police Training Commission is notified in writing, and the recruit is then certified as a law enforcement officer.

### FIREARMS QUALIFICATION

All Sheriff's Office Deputies are required to qualify annually with department issued handguns. A minimum of two hours of classroom instruction is mandated. The Deputy is then required to pass a live fire training course. The officer must qualify by scoring at least a 70% during both day light and reduced light firing. In addition to live fire each deputy is mandated to satisfactorily complete a firearms judgmental course. This training is provided by the Apex Officer Pro Training Simulator. The Training Simulator was designed to increase officer knowledge and skills in a challenging virtual environment that is highly interactive and engaging.. The simulator provides law enforcement cognitive training, placing deputies in constantly changing real-world environments where mistakes will not be met with serious injury or death but with constructive criticism. Each officer is also required to qualify with a department issued shotgun and rifle.

# NARCOTICS TASK FORCE (NTF)

## 2024 AT A GLANCE

- ◆ Heroin/fentanyl continues to be the drugs most investigated by the Narcotics Task Force.
- ◆ Narcotics Task Force opened 244 investigations in 2024 which led to the arrests of 86 persons. The majority of the arrests involved distribution of Heroin (2), Fentanyl (30), Crack Cocaine (8), Powder Cocaine (46), and Marijuana (2). 24 arrests involved Meth or Guns.
- ◆ Narcotics Task Force responded to 257 heroin overdoses; of which 32 were fatal.
- ◆ Narcotics Task Force executed a total of 53 search and seizure warrants.
- ◆ Narcotics Task Force seized 41 firearms of various makes and models.
- ◆ Narcotics Task Force seized over \$100,000 in cash and assets.

## GANG INVESTIGATION UNIT

### 2024 AT A GLANCE

- ◆ The Gang Unit identified and validated approximately 5 total gang members and associates.
- ◆ Gang Unit provided 34 documented assists to State, Federal and local entities regarding gang information.
- ◆ 369 known gang members or associates were arrested for various crimes throughout Washington County in 2024.
- ◆ Gang Unit assisted Narcotics Task Force with numerous drug arrests where the targets were gang members or associates. The Gang Unit also assisted in and/ or investigated numerous Heroin related overdoses.

## K-9 Unit

The Washington County Sheriff's Office K-9 unit consists of four (4) WCSO deputies and their assigned K-9 partners, consisting of one (1) cross-trained German Shepard patrol/detection K-9, one (1) German Shorthair Pointer, and one (1) Yellow Lab both trained in narcotics detection and tracking/trailing of persons. During the 2024 calendar year, a fourth K-9 was operated within the WCSO K-9 Unit from January 2024 to August 2024, which was a cross-trained German Sheppard patrol/detection K-9. This K-9 died in August 2024 after a sudden inoperable cancer diagnosis. There was no replacement for this K-9 in 2024. In 2024, the WCSO deployed their K-9's one hundred forty six (146) times for various calls for service supporting WCSO and surrounding agencies. All WCSO K-9's and their partners certify annually with a nationally recognized certifying entity (NAPWDA).

## TRAFFIC/CRIMINAL INTERDICTION UNIT

The Washington County Sheriffs Office Traffic / Criminal Interdiction Unit (TCIU) duties and responsibilities include: addressing on-going traffic safety problems identified through crash data analysis and complaints received from the citizens of Washington County through the use of selective enforcement activities, saturation patrols, and high visibility traffic enforcement.

Another duty is to utilize a problem oriented policing approach and address criminal activity through the use of proactive enforcement, criminal interdiction, and covert surveillance techniques in known locations in Washington County, Maryland.. Lastly, to enforce Federal Motor Carrier Safety Administration (FMCSA) regulations by conducting commercial motor vehicle safety inspections in Washington County, Maryland.

# COMMUNITY /SCHOOL RESOURCE PROGRAMS

## COMMUNITY DEPUTY PROGRAM

The town of Williamsport has contracted the services of one Community Deputy, who acts as the town's police force and is supported by the Patrol Division during hours when the Community Deputy is not working. M/Dep Jasen Logsdon has been serving the town's people since late 2024.

M/Dep Logsdon has developed a great working relationship with the Town of Williamsport Officials; which results in positive community relations with the town's people, businesses, and visitors of the many historic sites. The Community Deputy actively participates in community events; such as National Night Out, The Williamsport Secret Santa, Christmas Parade Planning Committee, Canal Days, Trick or Treat Patrol, July 4th in Byron Park, and The Polar Bear Plunge, to name a few.

Since October 2018 four municipalities contracted with the Washington County Sheriff's Office for Police Protection Services for their citizens. The communities of Williamsport uses a deputy for 16 hours, Sharpsburg uses a deputy for 8 hours, Keedysville uses a deputy for 8 hours and Clear Spring uses a deputy for 8 hours. M/Dep Dakota Watkins routinely patrols these areas; while responding to any calls for service. M/Dep Watkins serves as the towns police force and is supported by the Patrol Division during hours when he is not working.

## SCHOOL RESOURCE DEPUTY PROGRAM

The Washington County Sheriff's Office and the Washington County Board of Education have partnered together to provide School Resource Deputies and one (1) Sergeant to schools within Washington County. School Resource Deputies are assigned to areas of the county geographically with one deputy being assigned to each of the following areas: Clear Spring/Hancock, Williamsport, Boonsboro and Smithsburg High Schools

The 4 School Resource Deputies provide coverage to 30 schools within the county as well as the Washington County Board of Education Center for Education Services. The Sergeant assigned to the unit oversees operations as well as acts as a liaison between the Sheriff's Office and School system.

The School Resource Deputies main purpose is to provide safety and security on their school campus. However, there are many other facets to their job that include providing their schools with services such as mentoring students, responding to incidents, instructional opportunities for staff and students, and working closely with their school administration to address a wide array of situations. The School Resource Deputies are part of their schools "Safety Team" and attend regular safety meets at their assigned schools along with conducting "tabletop exercises" with staff to discuss safety related material.

The School Resource Deputies completed the following reports during the 2024 school year:

Assaults:	9	Emergency Commitment:	28	Malicious Destruction of Property:	1
Theft:	5	Police Information:	28	Disturbing School Operations:	2
Disorderly Conduct	1	*ACRS:	2	Reckless Endangerment:	1
Found Property:	2	Extortion:	1	DSS Referral (non-criminal)	6
Total Reports:	86	Charges Preferred:	30		

\* ACRS: Maryland Automated Accident Reporting System (Accident is assigned a case number with the Deputy completing a Detailed Accident Report)

# SPECIAL RESPONSE TEAM (SRT)

## 2024 AT A GLANCE

- ◆ The Special Response Team was utilized 33 times during 2024:
- ◆ 18 Narcotic Offenses
- ◆ 13 Criminal Offenses (excluding homicide)
- ◆ 2 Homicide Offenses

The **Washington County Special Response Team** is comprised of members of the Hagerstown Police Department and the Washington County Sheriff's Office. Each member of the team is selected by undergoing rigorous physical fitness; marksmanship and tactical training as well as mandatory attendance of a grueling three week long SWAT school sponsored by the Howard County Police Department/Tactical Section.

### Special Response Team Specialized Training:

- 1st Aid Classroom/ Practical training
- Active shooter
- Barricade subject training with Negotiators
- Clearance Concepts/Threat Hierarchy
- Explosive Breaching
- Hazmat Training/ SCBA's
- Hostage Rescue
- K9 Training/ building entries
- Range/ Shooting scenario
- SWAT Olympics at range
- SWAT, Special Weapons and Tactics
- Team movements at airport on airplane
- Team movements/ building searches
- Vehicle take downs/ bus assaults
- FTX Training Exercise

## HIGH RISK/BARRICADES

- 02/07/2024 Burglary/Breaking & Entering
- 02/10/2024 Homicide Offenses
- 03/06/2024 Drug/Narcotic Offenses
- 03/12/2024 Drug/Narcotic Offenses
- 03/20/2024 Drug/Narcotic Offenses
- 04/24/2024 Drug/Narcotic Offenses
- 05/04/2024 Assault Offenses
- 05/08/2024 Drug/Narcotic Offenses
- 05/15/2024 Drug/Narcotic Offenses
- 05/17/2024 Drug/Narcotic Offenses
- 05/24/2024 Assault Offenses
- 05/24/2024 Drug/Narcotic Offenses
- 06/10/2024 Drug/Narcotic Offenses
- 06/14/2024 Robbery
- 06/27/2024 Robbery
- 07/04/2024 Assault Offenses
- 07/18/2024 Homicide Offenses
- 07/19/2024 Burglary/Breaking & Entering
- 08/01/2024 Assault Offenses
- 08/15/2024 Drug/Narcotic Offenses
- 08/24/2024 Drug/Narcotic Offenses
- 09/11/2024 Drug/Narcotic Offenses
- 09/17/2024 Assault Offenses
- 10/26/2024 Drug/Narcotic Offenses
- 11/11/2024 Drug/Narcotic Offenses
- 11/14/2024 Drug/Narcotic Offenses
- 12/02/2024 Drug/Narcotic Offenses
- 12/09/2024 Drug/Narcotic Offenses
- 12/12/2024 Drug/Narcotic Offenses
- 12/20/2024 Pornography/Obscene Material
- 12/18/2024 Assault Offenses
- 12/21/2024 Assault Offenses
- 12/24/2024 Assault Offenses

# SUAS & SEX OFFENDER REGISTRATION UNIT

## 2024 AT A GLANCE

### SMALL UNMANNED AIRCRAFT SYSTEM (sUAS)

The Washington County Sheriff's Office purchased its first Small Unmanned Aircraft System (sUAS) in December 2022. In January 2023, the first three sUAS Part 107 Pilots were trained. From January 2023 through March 2023, the Washington County Sheriff's Office worked diligently with the FAA to obtain numerous Certificates of Authorization (COA) to allow the agency to utilize the sUAS in law enforcement situations. In 2024, the agency continued to work with the FAA to obtain additional COAs in efforts to achieve the final COA in February 2025 allowing the agency to fly sUAS beyond the visual line of sight. Pilots are assigned to: Criminal Investigations, Narcotics Task Force, and the Patrol Division. In 2024, the sUAS were utilized for: Search and Rescue, pre-raid surveillance, missing persons, providing assistance to the fire department for outdoor fires, Narcotics Task Force operations, Washington County Special Response Team operations, and medical emergencies. In 2024, sUAS Skydio X10 with thermal capacity assisted with locating two suspects in a neighborhood experiencing an increase in night-time burglaries.

In 2024, the Washington County Sheriff's Office expanded the program to 10 sUAS Part 107 Pilots. A total of 233 flights with more than 65 flight hours were executed. By the end of 2024, the agency had one Skydio X2, two Skydio X10, and one Skydio 2S.

### SEX OFFENDER REGISTRATION UNIT

## 2024 AT A GLANCE

- ◆ On December 31, 2024, there were 175 Tier III offenders, 59 Tier II offenders, and 51 Tier I offenders registered in Washington County.
- ◆ All are male with the exception of 6 females.
- ◆ All reside in Washington County with the exception of 23 who reside out of state, but are employed in Washington County.
- ◆ In 2024, initial registrations were completed for 27 Tier III offenders, 13 Tier II offenders, 9 Tier I offenders, and no sexually violent predators.
- ◆ 5 persons were charged with various violations of the registry laws. Violations involved offenders failing to notify registry within 3 days of an address change, enter onto Real Property of a Registered Child Care Institution, failure to register as a sex offender as required and failure to register upon release from incarceration.
- ◆ The residence of each sex offender is verified once every 8 weeks. Approximately 1,311 address verifications were conducted in 2024.
- ◆ The Sheriff's Office processed 1,591 registration appointments in 2024.

### SEX OFFENDER REGISTRATION

**Tier I Sex Offender** must register every six months for fifteen years. Some offenses are 4th Degree Sex Offense and Possession of Child Pornography.

**Tier II Sex Offender** must register every six months for twenty-five years. Some offenses are Distribution of Child Pornography, Sexual Solicitation of a Minor, 3rd Degree Sex Offense - Sexual Act (offender is at least four years older than victim) or Vaginal Intercourse (offender is at least twenty-one years old) which is a Statutory Offense where victim was a fourteen or fifteen year old.

**Tier III Sex Offender** is the most serious classification and must register every three months for life. Some offenses are Child Kidnapping, Rape 1st, 2nd, and 3rd Degree, 1st, 2nd, and 3rd Degree Sex Offenses, Sexual Abuse of a Minor, all Attempted Rapes and Sex Offenses.

**Sexually Violent Predator** registers every three months for life. This offender is convicted of a sexually violent offense and has been determined to be at risk of committing another sexually violent offense.

**Homeless Offenders** with no fixed address must report and register weekly.

# CRIMINAL INVESTIGATION UNIT

## 2024 AT A GLANCE

- ◆ 178 cases investigated by the Criminal Investigation Unit in 2024
- ◆ 251 firearms seized during 2024 from the service of Protective Violence Orders
- ◆ 20 firearms seized during 2024 from Emergency Risk Protective Orders
- ◆ 183 firearms were returned after the Protective Violence Orders expired in 2024

### Computer Voice Stress Analyzer

Two Detectives of the Criminal Investigations Unit have been specially trained in the use of a truth verification device; better known as a Computer Voice Stress Analyzer or C.V.S.A. The C.V.S.A. is an instrument or computer which records a person's voice and analyzes changes in voice pattern that have been scientifically proven to indicate deception.

During the calendar year 2024, sixty-two (62) C.V.S.A. tests were administered by our highly trained operators. Those examinations include background exams for smaller allied agencies within Washington County, in accordance to agreements made between WCSO and the allied agencies. There were two (2) examinations conducted as part of criminal investigations, in 2024, as well.

### Digital Investigative Forensic Unit

Detectives in the unit receive specialized training in the forensic examination of cellular telephones seized during criminal investigations. Specialized equipment has been purchased through various grants to assist in retrieving this information. Detectives were able to gather invaluable information through these examinations that assisted in countless arrests and convictions of a multitude of different investigations. Their expertise and specialized equipment were also utilized by various outside police agencies as well. A total of eighty-one (81) forensic cellular telephone examinations and sixty-seven (67) search and seizure warrants were performed during 2024; resulting in eighteen (18) arrests.

### CONTROLLED DANGEROUS SUBSTANCE (CDS)

CDS Destroyed	28
CDS Received	85
Training Use	0
Total CDS in WCSO Inventory	221

### STATISTICAL ARREST INFORMATION

	ARRESTS	SEARCH & SEIZURE WARRANTS
CIU	53	50



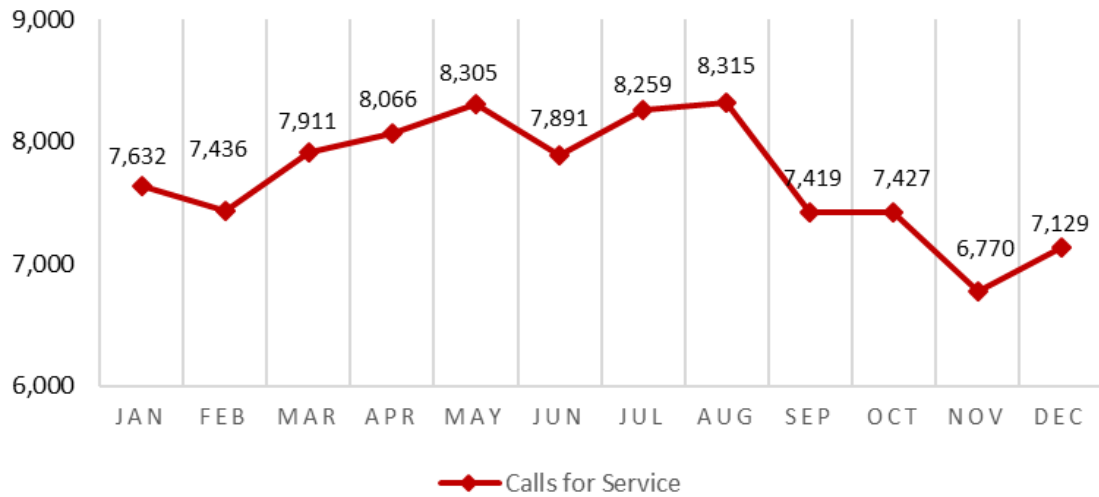
# CRIMINAL INVESTIGATION UNIT

FIREARMS		
Firearms Received (excluding Protective Orders)	Hand Guns	34
	Long Guns	44
	Other	0
	<b>Total</b>	<b>78</b>
Firearms Released	Hand Guns	14
	Long Guns	4
	Other	0
	<b>Total</b>	<b>18</b>
Firearms Destroyed		<b>0</b>
Firearms Sold	Long Guns	20
	Other	9
	<b>Total</b>	<b>29</b>
Firearms in WCSO Inventory	Hand Guns	253
	Long Guns	135
	Other	0
	<b>Total</b>	<b>388</b>

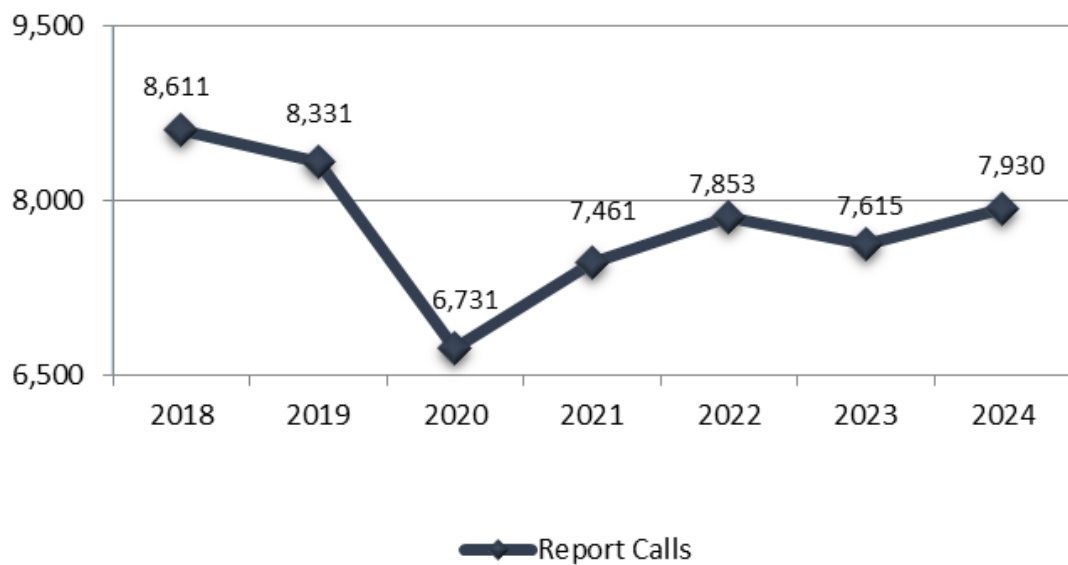
PROPERTY ROOM AND FIREARMS DISPOSAL	
New Property/Evidence added in 2024	1,832
Property/Evidence destroyed	1,848
Property/Evidence released	326
<b>Total Property/Evidence in WCSO Inventory</b>	<b>5,982</b>

# POLICE COMMUNICATIONS AND CALLS STATISTICS

**CALLS FOR SERVICE BY MONTH  
2024**



**Report Calls  
2018-2024**

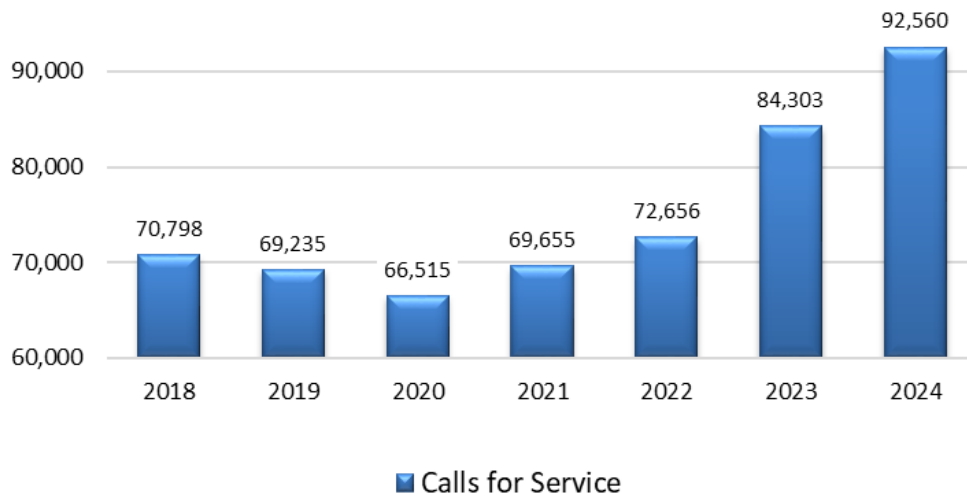


# POLICE COMMUNICATIONS

## CALLS FOR SERVICE BY COMMUNITY

	2020	2021	2022	2023	2024
Boonsboro	559	528	607	847	1,180
Clear Spring	623	557	597	748	1,027
Funkstown	834	751	705	1,517	2,216
Hagerstown	8,451	9,501	9,927	10,301	12,552
Hancock	677	610	693	605	644
Keedysville	568	418	359	602	690
Maugansville	1,364	1,101	1,157	1,831	2,327
Sharpsburg	529	698	975	1,283	1,275
Smithsburg	473	435	605	595	839
Williamsport	3,363	3,354	3,701	5,083	4,520
Hagerstown Airport	1,180	1,185	999	1,227	1,486
Valley Mall	2,717	2,958	2,219	3,288	4,630
Prime Outlets	958	2,504	1,878	1,872	1,215
Remainder of County	44,219	45,055	48,234	54,504	57,959
<b>TOTAL CALLS</b>	<b>66,515</b>	<b>69,655</b>	<b>72,656</b>	<b>84,303</b>	<b>92,560</b>

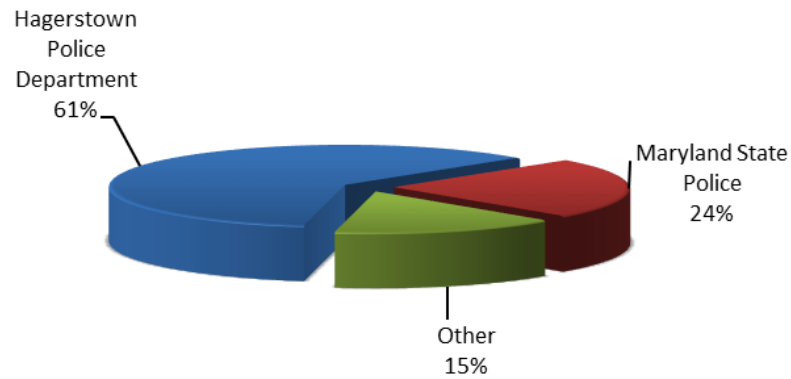
### Calls for Service 2018-2024



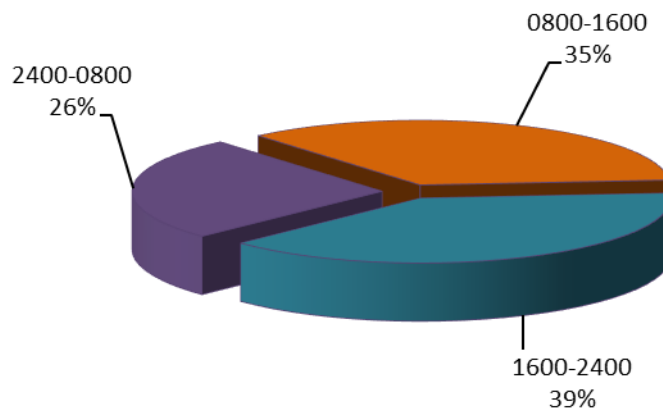
# POLICE COMMUNICATIONS

*The Sheriff's Office rendered assistance to other Police Agencies 1,657 times in 2024.*

## Assist Other Police Department



## Assistance by Shift



# POLICE COMMUNICATIONS

Call Situation	2023	2024
911 Hang-Up	9,679	6,499
ATL-Attempt to Locate	64	53
Abandoned Motor Vehicle	58	57
Abuse to Elderly/Mentally Challenged	74	31
Accident-Fatal	4	5
Accident- PD Code 89 No Report	999	970
Accident-Personal Injury	388	396
Accident-Property Damage	794	895
Administrative Assignment	1,786	1,888
Alarm	1,857	1,784
Alcohol Violations	3	0
Animal Bite	122	129
Animal Complaint (Other than Bite)	425	427
Arson Reported	0	0
Arson in Progress	0	0
Assault Reported	228	232
Assault in Progress	62	55
Assist EMS	700	628
Assist Fire Department	58	58
Assist Non-Police Agency	77	101
Assist Other Police Department	1,586	1,657
Attempted Suicide Reported	10	2
Attempted Suicide in Progress	163	137
Background Investigation (Applicant)	56	59
Bomb Threat	2	5
Bombing/Explosive Incident	0	0
Bribery	0	0
Burglary Reported	130	130
Burglary in Progress	55	52
CDS/Drug Violations	260	205
Call Referred or Handled by Other PD	511	402
Carjacking Reported	0	0

Call Situation	2023	2024
Carjacking in Progress	0	0
Check Well Being	1,558	1,785
Child Abuse	21	19
Child Neglect	37	35
Child Pornography	2	1
Child Sex Offender Address Check	1	0
Civil Matter	18	18
Community Policing	314	123
Composite/Facial Recognition	0	0
Contractual Overtime	1,642	1,291
Counterfeiting	9	9
Court	1,468	1,459
Credit Card Offenses	2	0
Crime Prevention/Public Relations	29	17
Crime Scene Processing	0	1
DRC Community Supervision	0	0
Death-Attended/Unattended	162	162
Death Notification	16	21
Digital Forensic Processing	0	0
Directed Enforcement	9,563	7,541
Disorderly Conduct/ Disturbance	1,515	1,542
Domestic - Assault	33	45
Domestic - Verbal	185	186
Domestic Reported	96	101
Domestic in Progress	445	435
Driving While Intoxicated	163	171
Drowning	0	0
ECHO Call	254	251
Embezzlement Reported	1	2
Emergency Commitment	372	448
Escape	4	6
Escort	0	3

# POLICE COMMUNICATIONS

Call Situation	2023	2024	Call Situation	2023	2024
Eviction	795	627	Juvenile Offenses-Truant/Out of Control	206	302
False Report of Crime	0	2	Kidnapping/Abduction Reported	2	0
Fingerprinting	43	23	Kidnapping/Abduction in Progress	0	0
Firearms Record Check	0	0	Littering	23	21
Firearms/Weapons-Surrender	52	56	Locked out of or in Vehicle or Building	7	3
Fireworks Complaint	97	89	Loitering	6	8
Flee/Elude Police Pursuit	6	8	Lost/Found Property (Not Stolen)	123	120
Follow-up Part 1	936	829	Lost/Found Property Reported	122	134
Follow-up Part 11	1,650	1,714	Lost or Found Person not Reported Missing	39	44
Follow-up Part 111	502	925	Malicious Destruction to Property Reported	242	212
Forgery	1	0	Malicious Destruction to Property in Progress	22	26
Fraud/Bad Check Reported	371	373	Mental Disturbance	204	261
Fraud/Bad Check in Progress	8	16	Miscellaneous	15	6
Gambling Violations	0	0	Miscellaneous Court Paper Attempted	38	56
Gang Awareness Presentation	1	0	Miscellaneous Court Paper Service	17	25
Gang Graffiti	0	0	Missing Person	194	180
Grant-School Bus	7	3	Natural Disaster	0	0
Harassment	386	371	Noise Complaint	301	342
Homicide	4	1	Notifications	1	3
Homicide-Reported	0	0	Obstructing/Hindering Police Officer	1	5
Impersonating a Police Officer	0	0	Off Road Vehicle on Roadway	8	9
Indecent Exposure/Indecency	19	13	Parking Complaint/Offense	310	301
Industrial/Agricultural Accident	0	1	Patrol/Sector Check Made	8,166	16,053
Injured/Sick Person	21	28	Patrol/Sector Check Requested	116	120
Interim ERPPO Attempt	2	1	Police Information	970	1,028
Interim ERPPO Service	3	2	Polygraph/CVSA Examination	9	24
Interim Peace Order Attempted	64	80	Pornography	5	15
Interim Peace Order Service	79	89	Prisoner Transport	44	52
Interim Protective Order Attempted	228	215	Prostitution	5	5
Interim Protective Order Service	307	324	Prowler	0	7
Intoxicated Person	9	7	Public Nuisance	25	33
Intoximeter Test	119	151	Rape/Sex Offense Reported	49	45

# POLICE COMMUNICATIONS

Call Situation	2023	2024
Rape/Sex Offense in Progress	2	0
Recovery of Stolen Vehicle	50	48
Removed Abandoned Motor Vehicle	0	0
Repossession of Vehicle	350	484
Riot/Crowd Control	0	0
Robbery Reported	12	10
Robbery in Progress	4	8
SRT/Hostage Negotiator Callout	55	38
School Checks	214	328
Search Warrant or Consent Search of Vehicle or Building	67	55
Service to Advise	2,305	2,515
Service to Standby	311	243
Sex Offender Registration	0	0
Sobriety Check Point	0	0
Special Assignment	190	268
Stolen Property-Possess/Buy/Receive/Recover	6	8
Suicide Reported	6	1
Summons Attempted	1,517	1,576
Summons Service	1,118	1,186
Suspicious Person/Subject Stop	934	1,204
Suspicious Vehicle	763	859
Suspicious, Other	342	359
Tampering with Motor Vehicle	16	30
Telephone Misuse	1	4
Temporary ERPPO Attempt	3	2
Temporary ERPPO Service	2	5
Temporary Peace Order Attempted	267	355
Temporary Peace Order Service	239	263
Temporary Protective Order Attempted	386	528
Temporary Protective Order Service	452	548

Call Situation	2023	2024
Theft from Motor Vehicle in Progress	5	7
Theft Reported	660	776
Theft from Motor Vehicle Reported	279	305
Theft in Progress	238	301
Tobacco Violations	6	31
Towed Motor Vehicle	357	343
Tracker Alert	3	2
Traffic Complaint/Arrest	1,292	1,368
Traffic Direction	15	7
Traffic Enforcement Performed	244	490
Traffic Enforcement Requested	16	22
Traffic Hazard	263	390
Traffic Signs/Signals-Damaged/Malfunctioning	119	77
Traffic Stop	8,003	10,433
Training	560	484
Trespassing	220	293
Unauthorized Use of Motor Vehicle	64	41
Undesirable	413	554
Unsecured Door or Window	19	22
Urination in Public	2	3
Vandalism (No Damaged)	46	36
Vehicle-Disabled/Assistance	461	488
Vehicle Theft Reported	126	136
Vehicle Theft in Progress	11	9
Violation-Sex Offender Registration	3	2
Violation of Protective Order or Peace Order-In Progress	64	60
Violation of Protective Order or Peace Order-Reported	36	23
Warrant Attempted	1,931	2,700
Warrant Service	2,005	2,212
Weapons-Discharged/ Shots Fired	76	56
Weapons Violations	31	18

# DOMESTIC VIOLENCE UNIT

The Washington County Sheriff's Office, Hagerstown Police Department, State's Attorney's Victim/Witness Coordinator Unit and Court Appointed Special Advocates, (CASA) have been conducting multi-disciplinary meetings every month. These agencies meet in order to coordinate efforts to enhance services for domestic violence victims, families, witnesses and suspects. During 2024, three hundred fifty-four Domestic Violence Reports were submitted by deputies.

	JAN	FEB	MAR	APR	MAY	JUN	JULY	AUG	SEP	OCT	NOV	DEC	TOTALS
<b>Lethality screens administered</b>	14	13	17	21	14	15	11	12	16	12	14	15	174
<b>Number of positive screens</b>	7	4	10	13	9	10	3	6	9	9	8	6	94
<b>Number of negative screens</b>	5	8	6	4	4	4	6	5	3	3	4	8	60
<b>Number of screens where victims refused</b>	2	1	1	4	1	1	2	1	4	0	2	1	20
<b>Number of victims who spoke to a counselor</b>	1	2	1	2	4	2	1	3	2	0	1	1	20
<b>Not Administered</b>	15	15	17	19	11	5	26	18	16	12	9	17	180

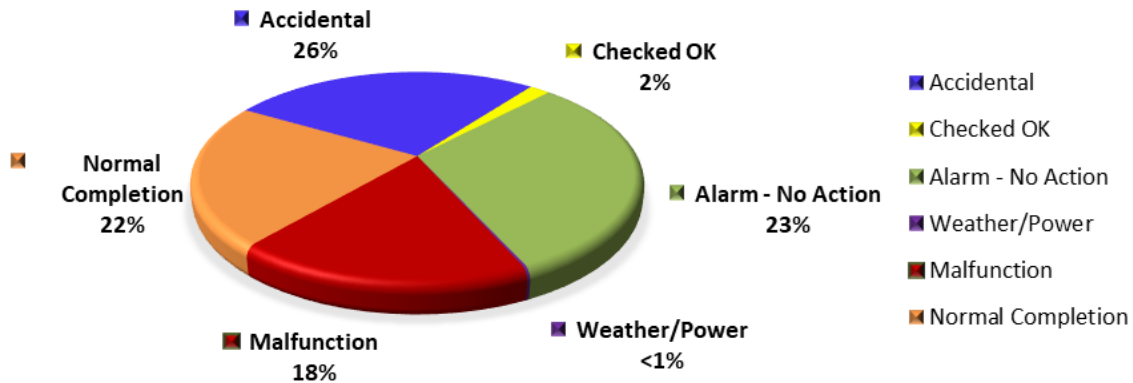
## CRIME ANALYST

- The main purpose of the crime analyst position is to identify and forecast future crime patterns, series and trends.
- The Crime Analyst uses information from crime reports to prepare maps, crime bulletins, and tactical analysis on Part I Crime (homicide, rape, robbery, aggravated assault, burglary, larceny, motor vehicle theft and arson).
- Analysis reports and recommendations are used by Command Staff and Patrol Division Supervisors to address crime trends.
- Acts as liaison with allied agency Crime Analysts and Criminal Investigators to share crime data and resources.



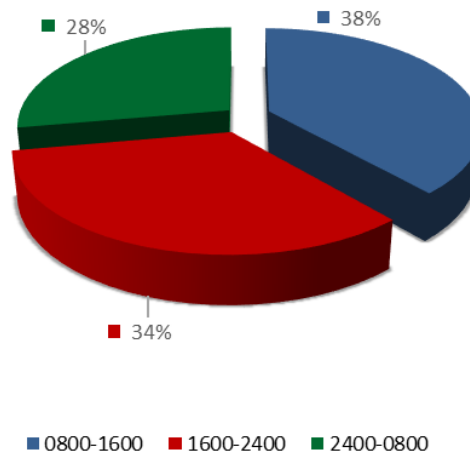
# BURGLAR ALARM RESPONSE

## TYPES OF ALARMS



In 2024, **0.4%** of all alarm activations were caused by actual criminal activity. The alarms were caused by a malfunction, severe weather conditions, negligence on the part of the alarm owner, or by accidental activation.

## Alarm Response by Shift



# UNIFORM CRIME REPORT (UCR)

## UCR STOLEN PROPERTY

	2020	2021	2022	2023	2024
Currency	\$ 1,470,421	\$ 1,681,861	\$ 2,065,746	\$ 1,542,907	\$ 1,709,055
Jewelry	\$ 77,726	\$ 0	\$ 9,000	\$ 0	\$ 0
Clothing	\$ 23,023	\$ 0	\$ 0	\$ 0	\$ 0
Stolen M/V	\$ 791,130	\$ 1,069,791	\$ 699,113	\$ 2,010,199	\$ 1,864,452
Office Equip	\$ 5,025	\$ 0	\$ 0	\$ 0	\$ 0
TV / Radio	\$ 7,694	\$ 0	\$ 0	\$ 0	\$ 0
Firearms	\$ 9,184	\$ 0	\$ 0	\$ 0	\$ 0
Household	\$ 13,011	\$ 0	\$ 0	\$ 0	\$ 0
Consumables	\$ 1,031	\$ 0	\$ 0	\$ 0	\$ 0
Livestock	\$ 0	\$ 0	\$ 0	\$ 0	\$ 0
Misc.	\$ 65,203	\$ 0	\$ 0	\$ 0	\$ 0
<b>TOTALS</b>	<b>\$ 2,463,448</b>	<b>\$ 2,751,652</b>	<b>\$ 2,773,859</b>	<b>\$ 3,553,106</b>	<b>\$ 3,573,507</b>

## UCR STOLEN PROPERTY RECOVERED

	2020	2021	2022	2023	2024
Currency	\$ 200	\$ 0	\$ 0	\$ 0	\$ 0
Jewelry	\$ 0	\$ 0	\$ 0	\$ 0	\$ 0
Clothing	\$ 0	\$ 0	\$ 0	\$ 0	\$ 0
Stolen M/V	\$ 52,645	\$ 228,678	\$ 223,107	\$ 666,711	\$ 560,935
Office Equip	\$ 0	\$ 0	\$ 0	\$ 0	\$ 0
TV / Radio	\$ 1,600	\$ 0	\$ 0	\$ 0	\$ 0
Firearms	\$ 0	\$ 0	\$ 0	\$ 0	\$ 0
Household	\$ 0	\$ 0	\$ 0	\$ 0	\$ 0
Consumables	\$ 0	\$ 0	\$ 0	\$ 0	\$ 0
Livestock	\$ 0	\$ 0	\$ 0	\$ 0	\$ 0
Misc.	\$ 0	\$ 0	\$ 0	\$ 0	\$ 200
<b>TOTALS</b>	<b>\$ 54,445</b>	<b>\$ 228,678</b>	<b>\$ 223,107</b>	<b>\$ 666,711</b>	<b>\$ 561,135</b>

## UCR ARREST BY OFFENSE

OFFENSE	2020	2021	2022	2023	2024
All Other Offenses	953	1,374	1,566	1,797	1,901
Arson	2	6	13	71	15
Breaking & Entering	98	54	98	10	93
Disorderly Conduct	8	11	6	0	9
Driving Under Influence	88	77	55	80	112
Embezzlement	0	0	0	1	0
Felonious Assault	300	187	343	329	353
Forcible Rape	37	11	21	24	20
Forgery & Counterfeiting	4	1	1	1	1
Fraud	8	7	8	7	12
Liquor Laws	0	1	1	0	0
Manslaughter by Negligence	5	2	0	1	2
Motor Vehicle Theft	21	40	20	22	45
Murder & Non Negligence Manslaughter	12	9	30	12	19
Offenses Against Family & Children	68	81	49	73	93
Other Assaults	254	175	223	228	244
Possession of Opium or Cocaine	53	55	47	52	41
Possession of Other Dangerous Drugs	30	65	40	44	56
Possession of Marijuana	13	18	20	7	6
Possession of Synthetic Drugs	12	28	31	29	20
Prostitution / Commercialized Vice	8	7	0	2	4
Robbery	37	23	56	37	46
Run Away	0	0	0	0	0
Sale / Manufacture of Drugs	76	53	25	26	40
Sale/ Manufacture of Marijuana	18	6	13	3	5
Sale / Manufacture of Synthetic Drugs	20	14	24	34	23
Sex Offenses	16	15	31	14	11
Stolen Property	0	0	0	1	0
Theft	243	153	219	207	298
Vandalism	61	42	44	53	42
Weapons— Carrying / Possession	81	52	39	43	51
<b>TOTAL ARRESTS</b>	<b>2,526</b>	<b>2,567</b>	<b>3,023</b>	<b>3,208</b>	<b>3,562</b>

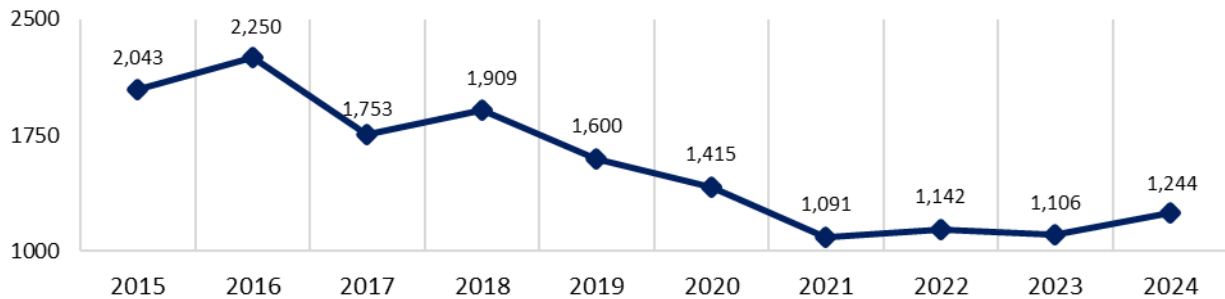
# UNIFORM CRIME REPORT (UCR)

The Uniform Crime Index Report shows the Crime Rate for Part I Offenses versus the resident population for Washington County. Part I Offenses are classified as the following: Murder, Rape, Robbery, Aggravated Assault, Breaking or Entering, Larceny Theft, Motor Vehicle Theft and Arson. In 2024, the Crime Rate for Washington County was 798 crimes per 100,000 people.

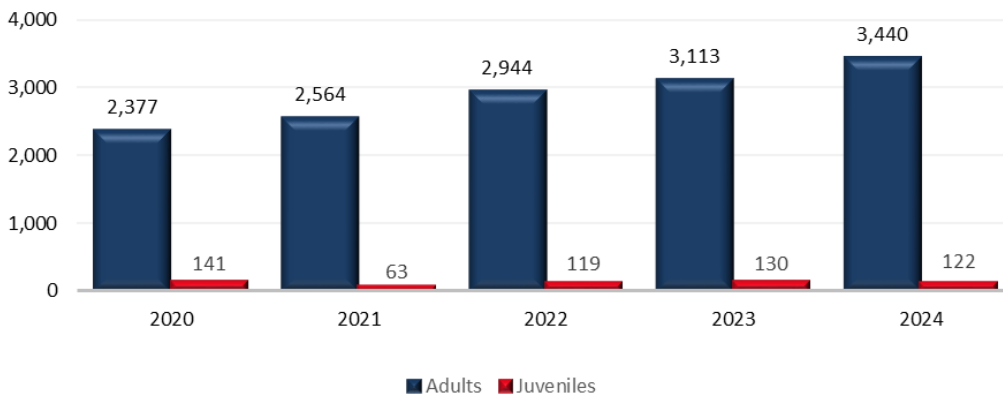
## STATISTICAL UCR INFORMATION FOR WASHINGTON COUNTY

	Murder	Rape	Robbery	Assault	Burglary	Theft	Vehicle Theft	Arson	Total Offenses
2024	2	9	18	416	103	591	105	0	1,244
2023	4	13	13	369	100	498	105	4	1,106
2022	16	12	30	390	113	529	45	7	1,142
2021	2	53	13	356	146	426	95	0	1,091
2020	8	23	12	556	131	650	33	2	1,415

## WASHINGTON COUNTY UNIFORM CRIME INDEX REPORT



## ARRESTS BY YEAR

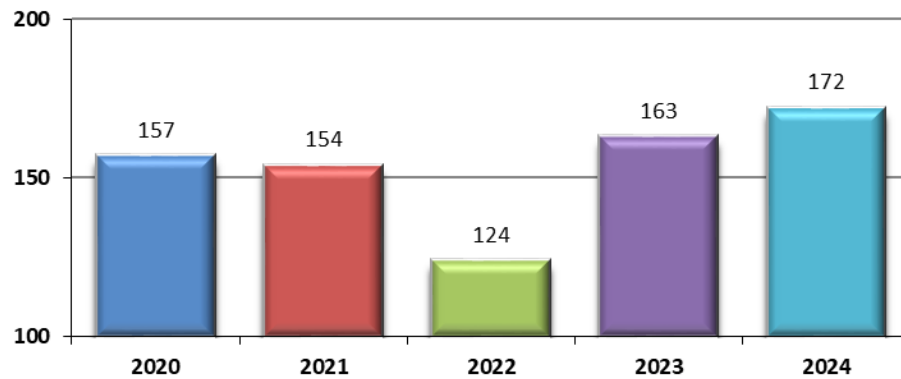


# DUI/DWI ENFORCEMENT & ARRESTS

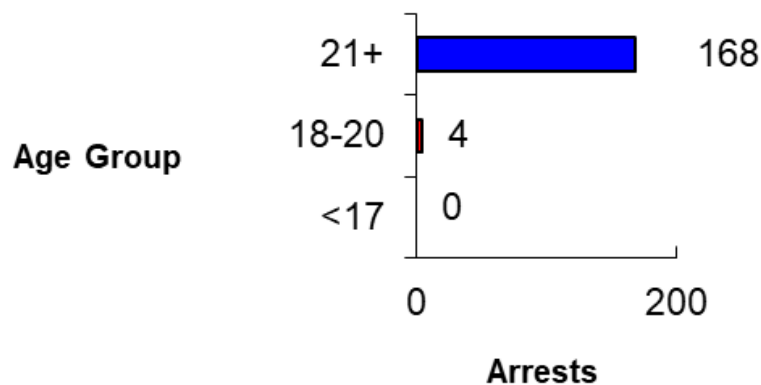
## 2024 AT A GLANCE

- ◆ A total of 172 Driving Under the Influence (DUI) arrests were made.
- ◆ 107 Breath Tests were administered
- ◆ 21 Refusals of the Breath Test
- ◆ 18 Blood Tests Administered as a result of Motor Vehicle Collisions or Drug Arrests
- ◆ 70 Maryland Driver's Licenses were confiscated
- ◆ 168 Arrests of people 21 years old or older
- ◆ 4 Arrests of people under the age of 21

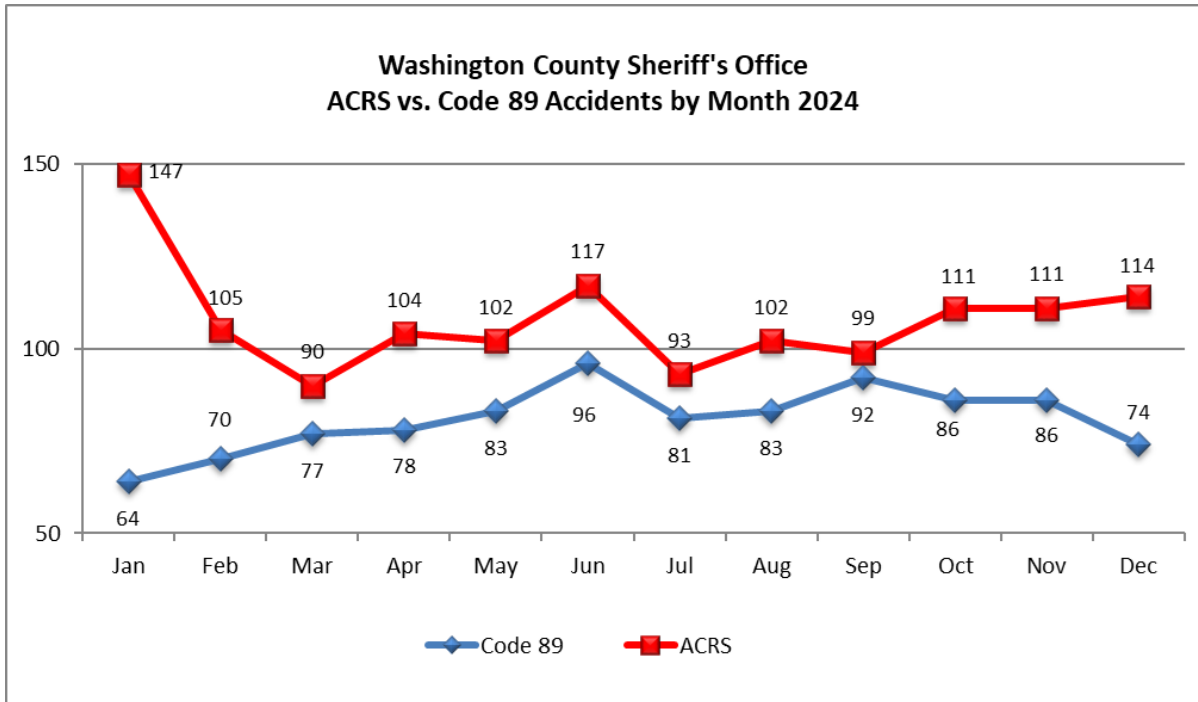
DUI & DWI Arrests by Year



DUI Arrests by Age Group

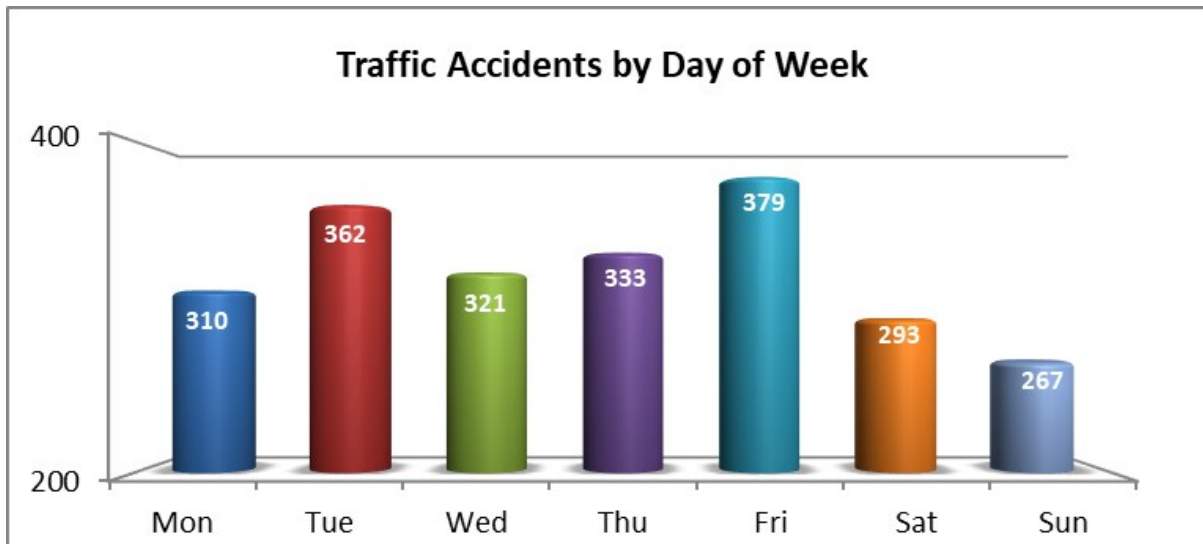


# ACCIDENT INFORMATION



\* ACRS: Maryland Automated Accident Reporting System (Accident is assigned a case number with the Deputy completing a Detailed Accident Report)

\* Code 89 Collision Reports (No personal injury and vehicle can be driven - Accident is assigned a case number; however no detailed report is completed)



# ACCIDENT INFORMATION

## TRAFFIC ACCIDENT DATA

	2020	2021	2022	2023	2024	5 Yr Avg.
Fatal Crashes	4	1	2	4	5	3.2
Injury Crashes	194	221	244	388	396	288.6
Property Damage Only	1,536	1,722	1,563	1,793	1,864	1,695.6
Total Crashes	1,734	1,944	1,809	2,185	2,265	1,987.4
Total Deaths of all Fatalities	4	1	2	4	5	3.2

## TOP ACCIDENT LOCATIONS IN WASHINGTON COUNTY 2024

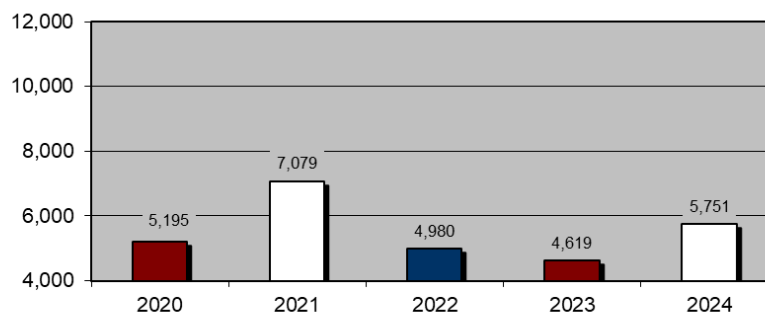
Halfway Blvd	157
Pennsylvania Ave	67
Virginia Ave	69
Dual Highway	100
Hopewell Rd	64
Valley Mall Rd	101
Massey Blvd	70
Maugans Ave	42
Longmeadow Rd	51
Potomac St	67
Oak Ridge Dr	36
Eastern Blvd	31
Robinwood Dr	42
Medical Campus Rd	26

# TRAFFIC

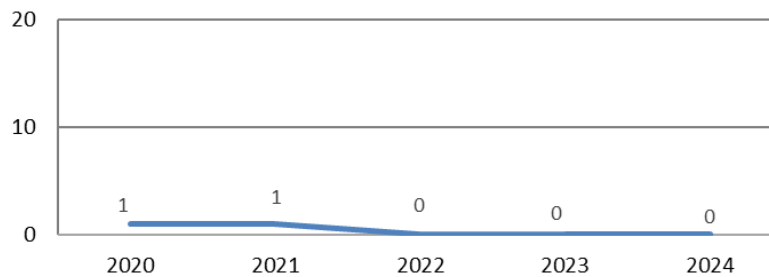
## 2024 AT A GLANCE

- ◆ 5,751 Traffic Citations were issued.
- ◆ 15,037 Traffic Warnings were issued.
- ◆ 355 Safety Equipment Repair Orders (SERO) were issued.
- ◆ 1,295 Property Damage Accidents and Personal Injury Accidents were investigated and an ACRS report was filed.
- ◆ Washington County Sheriff's Office investigated 5 fatal accident in 2024.

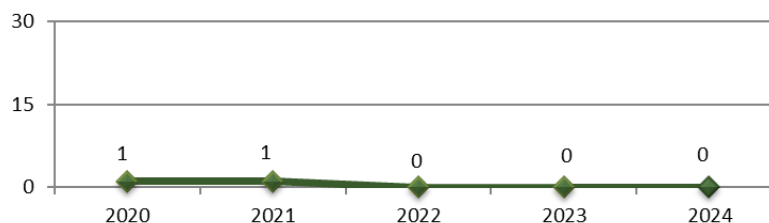
**Maryland Uniform Complaint Citations**



**Juvenile Alcohol Citations**



**Adult Alcohol Citations**





# CENTRAL BOOKING

On May 10, 2010 Central Booking became fully operational. All police officers making an arrest in Washington County now bring their arrestee to the Central Booking facility. The officer completes the information for their charging document and turns the arrestee over to the Central Booking personnel and they then return to patrol our streets. This takes about 30 to 45 minutes as opposed to the 3 to 4 hours it previously took to process arrestees.

The Central Booking personnel complete the rest of the processing and walk the arrestee over to the District Court Commissioner's area for their hearing on commitment. The District Court Commissioners are located in the same facility as Central Booking. This means that the arrestee is transported to Central Booking from the site of arrest and then do not have to be transported any further. This provides a more efficient means of processing and limits the escape risk of individuals who are arrested.

**The Central Booking Office processed 3,952 arrestees in 2024. Of the arrestees, 1,722 were committed to the Washington County Detention and 2,230 were released.**

## ARRESTING AGENCY

	WTF	WCSD	HPD	NTF	MSP	NRP	DPSCS	SPD	HKPD	BPD	OTHER	HPD SCU	PDU	TOTAL
JAN	162	63	68	2	8	0	0	1	0	1	1	1		307
FEB	181	58	95	4	20	0	2	0	1	1	0	0		362
MAR	114	63	80	8	9	0	0	0	1	0	1	0		276
APR	157	69	88	14	9	0	0	1	1	0	1	0		340
MAY	158	66	112	5	7	0	1	2	1	3	1	0		356
JUN	127	74	87	15	8	0	0	0	5	0	3	0		319
JUL	143	71	115	9	11	0	0	0	1	0	1	0		351
AUG	129	68	109	6	14	2	1	0	2	0	2	0		333
SEP	139	90	113	5	7	2	2	2	9	0	0	0		369
OCT	149	62	97	7	10	0	0	0	0	0	1	0		326
NOV	120	46	110	11	17	0	3	0	3	0	0	0		310
DEC	120	50	115	9	4	1	0	0	4	0	0	0		303
TOTAL	1,699	780	1,189	95	124	5	9	6	28	5	11	1		3,952

## ARRESTING AGENCY KEY

WTF	=	Washington County Warrant Task Force	NRP	=	Natural Resource Police
WCSD	=	Washington County Sheriff's Office	MPSCS	=	Dept. of Public Safety & Correctional Services
HPD	=	Hagerstown Police Department	SPD	=	Smithsburg Police Department
NTF	=	Narcotics Task Force	HKPD	=	Hancock Police Department
MSP	=	Maryland State Police	BPD	=	Boonsboro Police Department



# WASHINGTON COUNTY SHERIFF'S OFFICE JUDICIAL SERVICES DIVISION



## JUDICIAL SERVICES DIVISION

By law, the Sheriff of Washington County is charged with the responsibility of providing a safe environment for everyone (visitors, employees, witnesses, jurors, judges, prisoners, etc.) who enter the Circuit Courthouse located at the corner of Summit Ave. and W. Washington St. in Hagerstown, MD. In order to achieve these duties, the Sheriff has appointed a competent staff of sworn law-enforcement and court deputies, a security staff and civilian clerical personnel who are assigned to the Judicial Services Division.

### COURTHOUSE PROTECTION & SECURITY

The Court Security Unit is responsible for maintaining a uniformed presence in and around the courthouse and screening all persons, packages and parcels entering the courthouse. This unit consists of four (4) uniformed law enforcement deputies, five (5) uniformed court security deputies and four (4) part-time civilian court security personnel.

Located inside the entrance to the courthouse is a “walk-through” metal detector and an x-ray machine, which is used to scan articles carried by persons entering the courthouse. This station is manned between 7:00 a.m. and 4:30 p.m. each day the courthouse is open. It is also manned and utilized during special events such as public meetings held in the courthouse after normal business hours. The Courthouse is also equipped with 96 closed-circuit cameras, which monitor courtrooms, offices and common areas. These cameras are monitored in the Control Center by one of the civilian court security personnel during business hours. The metal detector is staffed by two civilian court security personnel and a uniformed deputy sheriff.

### PRISONER TRANSPORT

A portion of the judicial personnel’s duties involves the daily transportation of adult prisoners being held in the Detention Center to the Circuit Court for trial. Judicial personnel are also responsible for these prisoners while being detained in temporary holding cells located within the courthouse. Upon conviction, judicial personnel return these prisoners to the Detention Center.

### COURTROOM SECURITY

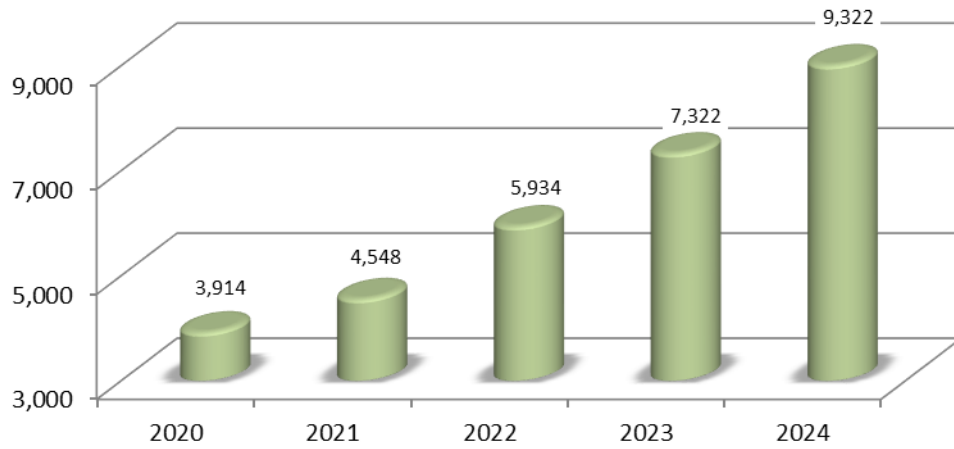
There are six Circuit Court Judges who preside over trials involving civil, criminal and juvenile matters and a Family Law Master who conducts hearings on matters dealing with family law. Two deputies are assigned per courtroom and one with the Master. It is felt the mere presence of the uniformed deputies provide a deterrent factor and has a tendency to maintain order during the trials.

### COUNTY ADMINISTRATION BUILDING SECURITY

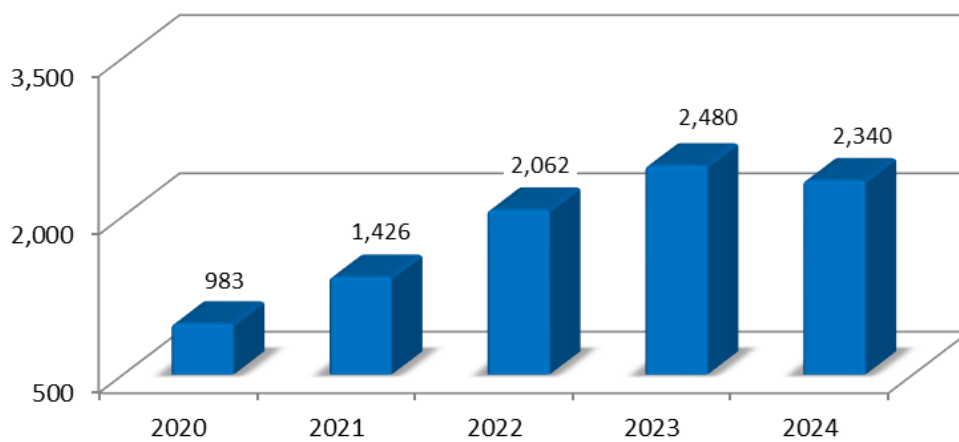
A deputy sheriff is assigned to provide security screening of visitors to the County Administration Building during business hours. Security is also provided for evening meetings when requested.

# JUDICIAL DIVISION

**Number of Courtroom Security Hours Provided**



**Number of Court Transports**



## CIVIL & CRIMINAL PROCESS

The Civil Process Unit is responsible for attempting and serving all civil summonses, subpoenas and writs received from the Circuit and District Courts. This unit is comprised of three (3) deputy sheriffs who serve Circuit Court paperwork and one (1) full-time Deputy Sheriff, one (1) part-time civilian Process Server (Constable) who serve District Court paperwork.

Circuit Court Summons Attempted vs. Summons Served					
	2020	2021	2022	2023	2024
Summons Attempted	8,230	9,683	15,478	15,112	15,449
Summons Served	5,271	6,210	11,105	12,541	11,140

District Court Summons Attempted vs. Summons Served					
	2020	2021	2022	2023	2024
Summons Attempted	1,137	1,389	1,326	2,244	950
Summons Served	600	857	735	968	502

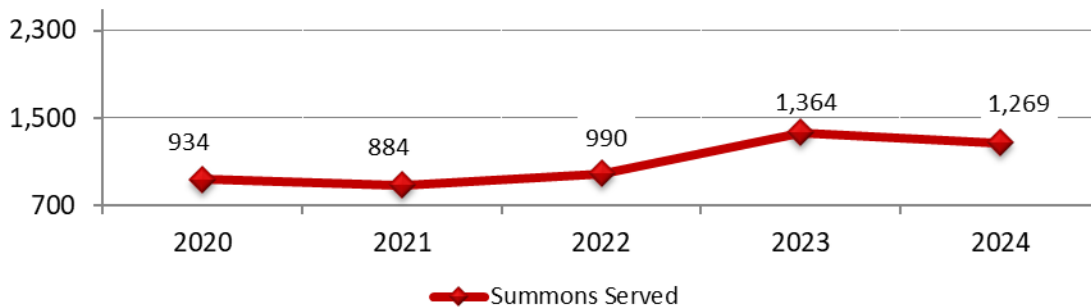
Evictions & Rent Notices Served					
	2020	2021	2022	2023	2024
Evictions	500	519	589	751	596
Rent Notices	5,567	4,067	5,295	6,654	5,284

# CHILD SUPPORT ENFORCEMENT FEDERAL GRANT

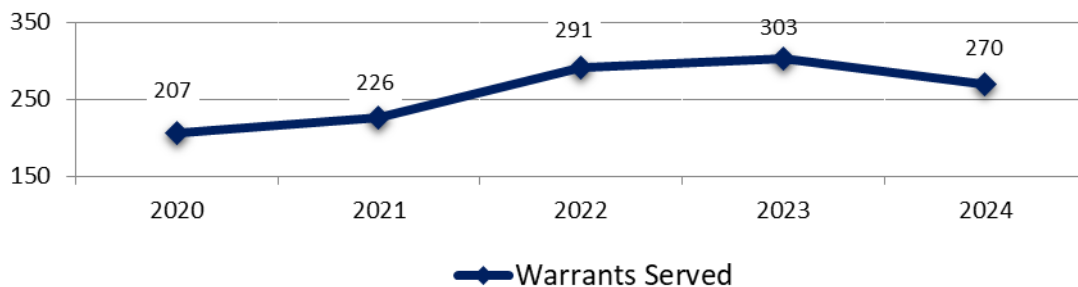
Until July 1, 2001, the Sheriff's Office received \$30.00 per process (warrants & summons) served. On July 1, 2008, the County entered into a contract with the State of Maryland entitled "Actual Cost Reimbursement" which provides grant funding to the Child Support Unit, which is renewed each year. Two (2) full-time and one (1) half-time deputy sheriff positions are responsible for attempting and serving child support summonses and warrants and two (2) Office Associates are responsible for entering and maintaining those summonses and warrants.

The Child Support Unit is supervised by the Warrant Task Force supervisor and their warrant statistics are part of the overall W.T.F statistics.

**Summons Served by Child Support Unit**



**Warrants Served by Child Support Unit**



# WARRANT TASK FORCE

The *Washington County Warrant Task Force* was formed on January 1, 2009. The Task Force is supervised by a Sergeant from the Sheriff's Office and consists of eight (8) Washington County Sheriff's Office deputies, two Hagerstown Police Department officers and one trooper from the Maryland State Police.

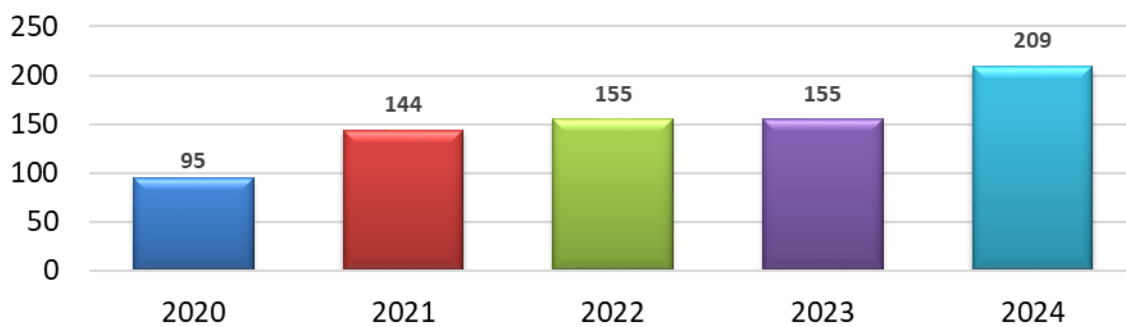
The Child Support Unit of the Sheriff's Office is also part of the Task Force, which consists of two deputies. Three civilian support staff members are responsible for receiving and the timely entry of all warrants and civil orders, which are maintained at the Sheriff's Office.

The Task Force is responsible for attempting and serving all warrants, criminal summonses and Peace Orders issued in Washington County and also those received from allied police agencies for persons living or working in Washington County. The Task Force is also responsible for all extraditions/transport of wanted persons who are located outside of Washington County.

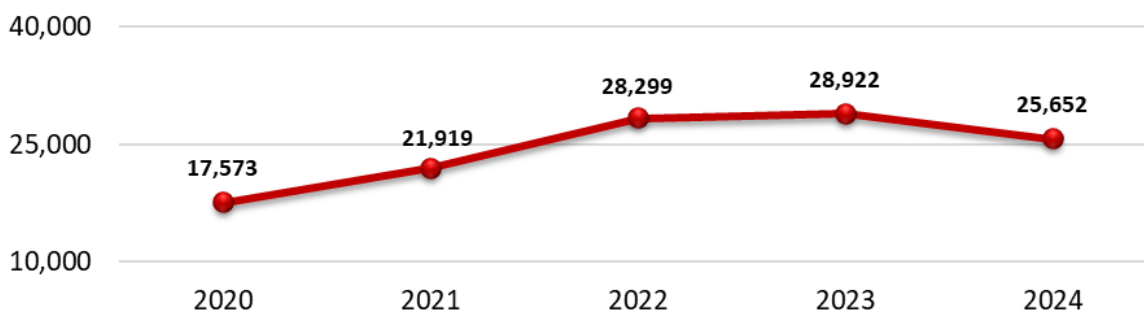
WARRANTS & SUMMONS	2018	2019	2020	2021	2022	2023	2024
Warrant Attempts	3,555	3,552	2,390	2,140	3,039	3,274	2,624
Warrants Served	2,104	2,057	1,253	1,428	1,805	1,975	1,873
Criminal Summons Attempts	2,712	2,684	2,336	2,193	2,407	2,244	2,746
Criminal Summons Served	1,244	1,170	963	954	1,043	968	357
Civil Order Attempts	918	1,002	945	699	884	1,236	744
Civil Orders Served	392	410	301	242	488	627	257

# WARRANT TASK FORCE

## Extraditions Made



## Miles Traveled



# WARRANTS/CRIMINAL SUMMONS

<b>CRIMINAL WARRANTS/ SUMMONS</b>	<b>2020</b>	<b>2021</b>	<b>2022</b>	<b>2023</b>	<b>2024</b>
Active Warrants on file at End of Year	2,170	2,354	2,704	2,998	3,007
Warrants Received	2,374	3,689	4,396	4,615	4,311
Warrant Attempts	2,754	2,808	3,575	3,274	4,358
Warrants Served	2,157	1,981	1,907	1,975	2,381
Criminal Summons Received	673	620	671	560	660
Criminal Summons Attempts	2,494	2,235	2,549	2,244	2,689
Criminal Summons Served *	1,075	1,069	1,177	968	1,097

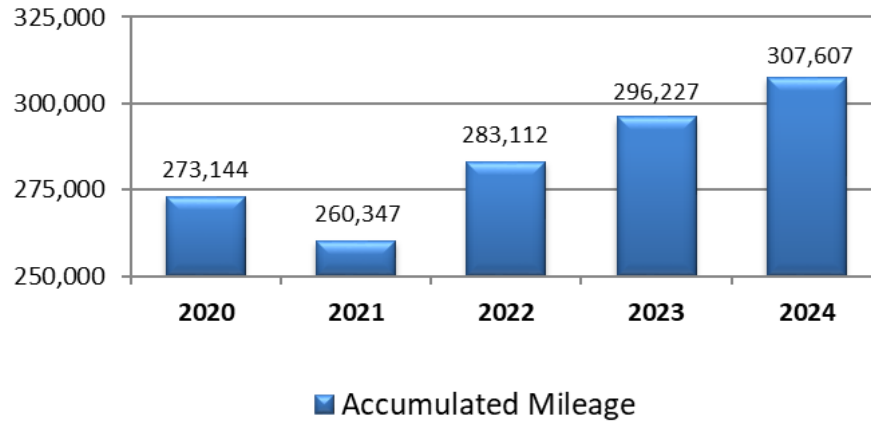
\*Includes Hagerstown Police Department summonses served by Warrant Task Force

<b>PROTECTIVE &amp; PEACE ORDERS</b>	<b>2020</b>	<b>2021</b>	<b>2022</b>	<b>2023</b>	<b>2024</b>
Interim Protective Orders Attempted	761	534	442	404	534
Interim Protective Orders Served	461	267	248	249	318
Temporary Protective Orders Attempted	719	1,020	933	845	1,071
Temporary Protective Orders Served	355	520	494	473	537
Interim Peace Orders Attempts	377	113	100	128	165
Interim Peace Orders Served	176	66	63	70	85
Temporary Peace Orders Attempts	562	600	433	568	586
Temporary Peace Orders Served	198	265	228	270	285
Extreme Risk Protective Orders Rcvd.	13	15	14	7	5
Extreme Risk Protective Order Att.	19	20	17	6	8
Extreme Risk Protective Orders Served	14	13	13	2	5



# JUDICIAL FLEET

**Judicial Fleet Mileage Report**



Judicial Fleet consists of:

- 9 marked vehicles
- 1 un-marked transport van
- 12 unmarked vehicles

REVENUE GENERATED	2020	2021	2022	2023	2024
Child Support	\$ 306,129.00	\$ 234,069.26	\$ 308,037.00	\$ 217,250.48	\$ 388,990
Circuit Court Summons	\$ 29,618.63	\$ 53,775.84	\$ 72,420.00	\$ 54,506.92	\$ 80,366
District Court Summons	\$ 101,506.00	\$ 106,156.00	\$ 125,984.00	\$ 151,626.00	\$ 134,175
Peace Orders	\$ 4,940.00	\$ 2,800.00	\$ 1,957.00	\$ 5,735.00	\$ 3,307
<b>TOTAL</b>	<b>\$ 442,193.63</b>	<b>\$ 396,801.10</b>	<b>\$ 508,398.00</b>	<b>\$ 429,118.40</b>	<b>\$ 606,838</b>



# WASHINGTON COUNTY SHERIFF'S OFFICE DETENTION DIVISION



## Points of Interest:

The Washington County Detention Center houses inmates awaiting trial and those committed to the Detention Center who are serving sentences of 18 months or less. The Detention Center is the initial entry point for every person accused of committing a crime in Washington County—from minimum to maximum security inmates. Those sentenced to more than one year may serve their sentences at a state for federal institution however those sentenced to greater than 18 months must serve their sentence at the appropriate state or federal correctional institution.

The rated capacity for the Detention Center is 339 male general population and 48 female population inmates. Special Housing and Programs Unit capacity is 112 beds.

In 2024, the Detention Center housed an average of 351 inmates daily. In order to house our average daily population, Special Housing Units and the Intake Cells had to be utilized.

### During 2024, this facility housed:

30 - Bloods gang members

25 - Crips gang members

6 - Dead Man Inc gang members

6 - Aryan Nation gang members

36 - other gang members

21 - inmates charged with Murder

93 - with Child Abuse

92 - with Sex Offenses/Rape

1,257 - with drug charges

277 - with weapons charges

3,420 - with bond denied

24 - inmates were held on bonds of \$40,000.00 or greater

51 - Veterans

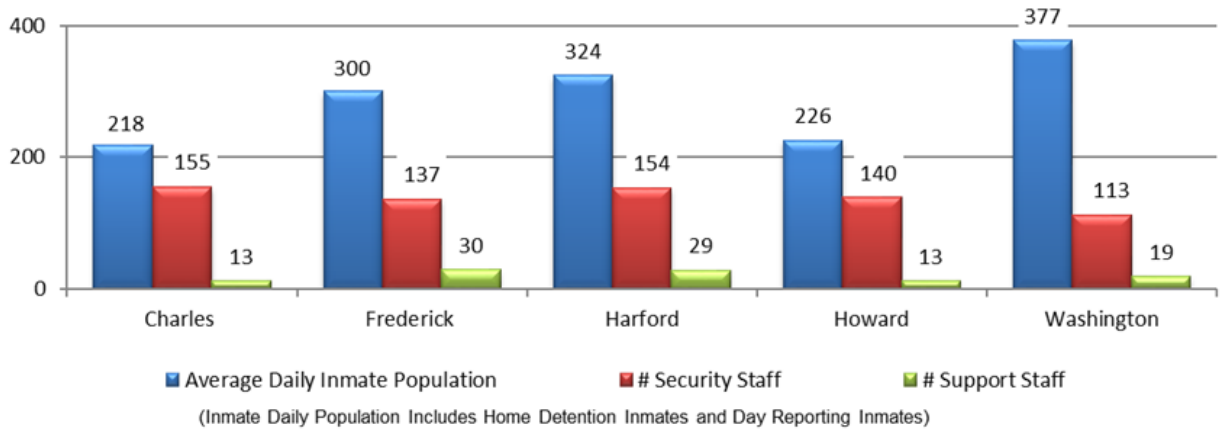
# REVENUES

REVENUES			
	FY 2023		FY 2024
Home Detention	\$	0.00	\$ 0.00
Work Release	\$	154.00	\$ 0.00
Drug/Alcohol Tests	\$	0.00	\$ 0.00
Medical Fees	\$	0.00	\$ 0.00
Housing State Inmates	\$	164,295.00	\$ 104,625.00
Housing Federal Inmates	\$	153.92	\$ 1,616.16
Phone Commission	\$	141,159.25	\$ 301,286.33
<b>TOTAL</b>	<b>\$</b>	<b>305,762.17</b>	<b>\$ 407,527.49</b>

FACILITY INSPECTIONS		
INSPECTING AGENCY	INSPECTION SCHEDULE	LAST INSPECTION DATE
Grand Jury	Semi-annually	August 2024
Fire Marshal's Office	Annually	December 2024
Maryland Commission on Correctional Standards	Three year cycle	February 2023
National Commission on Correctional Health Care	Three year cycle	March 2020
Washington County Health Dept. — Food Services	Annually	October 2024
Maryland Occupational, Safety, and Health Admin.	Biannually	March 2024

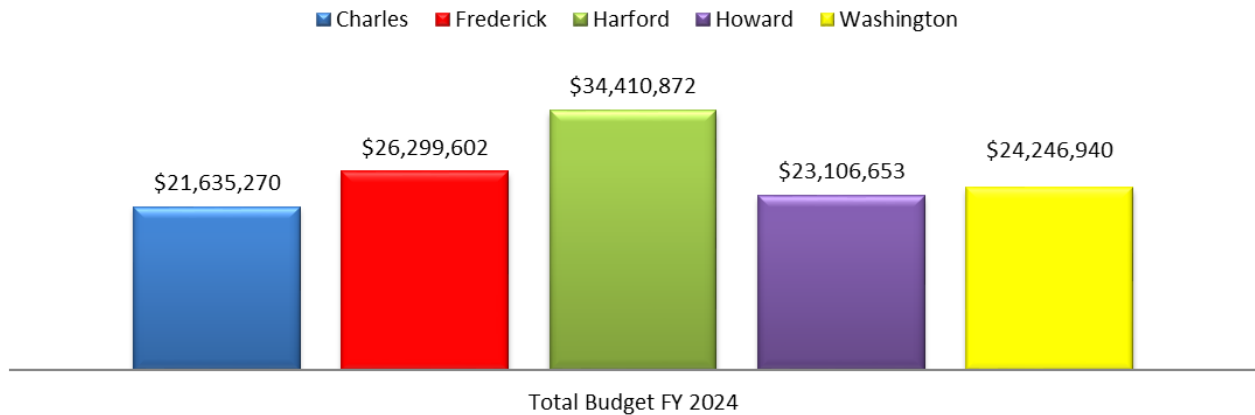
# BUDGET & STAFFING COMPARISONS

## Staffing Comparisons with Other Counties



**These graphs indicate that Washington County operates a Detention Center with less staff but comparable budget when compared to similar county facilities in Maryland.**

## Budget Comparison



# INMATE HOUSING REPORT

## MAXIMUM SECURITY

A Pod	36 Cells	Double Bunked	72 Beds
B Pod	36 Cells	Double Bunked	72 Beds
E Pod	37 Cells	Double Bunked/1 Cell Triple Bunked	75 Beds
F Pod	36 Cells	Double Bunked	72 Beds
Female Housing	8 Rooms	Dormitory	48 Beds
TOTAL			339 Beds

## PROGRAMS—MINIMUM SECURITY

H Pod Unit #1 (Inside Trusty/Pre-Release)	Dormitory—Male	24 Beds
H Pod Unit #2 (Pre-Release)	Dormitory—Male	24 Beds
H Pod Unit #3 (Outside Trusty)	Dormitory—Male	24 Beds
H Pod Unit #4 (Work Release)	Dormitory—Male	24 Beds
FHU Unit #11 (Pre-Release)	Dormitory—Female	6 Beds
FHU Unit #12 (Work Release)	Dormitory—Female	6 Beds
TOTAL		108 Beds

## DISCIPLINE/MENTAL HEALTH/SPECIAL CHECKS

C Pod-Males	10 Cells	Double Bunked	20 Beds
D Pod-Males	10 Cells	2 Single / 8 Double Bunks	18 Beds
Female Housing	8 Cells	2 Single / 6 Double Bunks	14 Beds
TOTAL			52 Beds

## TEMPORARY (INTAKE & MEDICAL)

Intake Cell (Temporary Only)	3 Cells	7 Beds
Group Holding (Temporary Only)	1 Cell	5 Beds
Female Intake Holding (Temporary Only)	1 Cell	5 Beds
Medical	3 Cells (2 Cells are isolation)	4 Beds
TOTAL		21 Beds

## SQUARE FOOTAGE AVAILABLE

Cells Square Footage (Pods)	10'6" x 7'0"	74.2 Sq. Ft.
Holding Cell #1	10'6" x 9'0"	90.6 Sq. Ft.
Holding Cell #2	10'0" x 6'8"	68.8 Sq. Ft.
Holding Cell #3	9'0" x 6'0"	54.0 Sq. Ft.
Medical Cells	10'6" x 9'0"	90.6 Sq. Ft.
Overflow Housing		1,370.0 Sq. Ft.
H-Pod Housing		7,132.0 Sq. Ft.
Female Housing		23,000.0 Sq. Ft.

HOUSING REPORT REVISED 2019

# TRAINING & RECRUITMENT

## 2024 AT A GLANCE

- ◆ 146 Employment Application received
- ◆ Hired 11 correctional deputies who were each provided 40 hours of Pre-Service Training
- ◆ 136 hours of Field Training
- ◆ 2 Retirements
- ◆ 0 Transferred to another Department
- ◆ 2 Resignations
- ◆ Provided 16 hours In-Service Training for each employee having inmate supervision responsibilities

### SPECIALIZED TRAINING

Many correctional employees attended specialized training in topics such as:

- Honor Guard Camp
- Disciplinary Techniques for Women in Management
- Gang Investigation
- Glock Armor School
- Computer Voice Stress Analyzer
- 1st Line Supervisor's Training
- Compliance Auditing for Correctional Facilities
- Emergency Evacuation, Planning & Implementation
- Interviewing and Interrogation Techniques
- MCAA Local Population Reporting
- Organizational Development
- Tactical Emergency Training
- Collection of DNA Samples
- Field Training Officer
- Prison Rape Elimination Act (PREA) Training
- Deputy Director's Program
- Correctional Accreditation Manager's Association (CAMA)

### IN-SERVICE TRAINING

Employees are mandated by the Maryland Commission on Correctional Standards to attend 18 hours of in-service training annually. This training ensures staff skills and knowledge are current. Such topics included are:

- CPR and First Aid
- Mental Health/Suicide
- Firearms
- ASP Baton
- Mechanical Restraints
- Fire Extinguisher and Evacuation Procedures
- AIDS Education
- Tuberculosis/Bloodborne Pathogens
- Emergency Procedures
- Trauma/Addictions

All employees who have regular contact with inmates received at least 40 hours of in-service training.

### ENTRANCE LEVEL CORRECTIONAL OFFICER

All newly hired Correctional Officers must attend 7 weeks of training through the Maryland Police and Correctional Training Commission — Entrance Level Correctional Academy. Training includes: CPR, Infectious Diseases, Defensive Tactics, Chemical Agents, First Aid, Dealing with Special Management Inmate, Self Defense, etc. After an officer completes the correctional academy they will spend an additional 240 hours with a Field Training Officer.

# INMATE DISCIPLINARY STATISTICS

## 2024 AT A GLANCE

### INMATE RULE VIOLATIONS

Charge #	Disciplinary Charge	2020	2021	2022	2023	2024
1-2	Maim / Self Harm	0	0	1	2	1
1-3	Rape / Sexual Assault	0	0	0	2	0
1-6	Escape / Program Walk-Off	1	0	1	0	1
1-8	Resisting or Interfering with Staff	46	70	55	65	51
1-9a	Assault / Battery on Another Inmate	71	26	19	21	30
1-9b	Assault / Battery on Staff	12	26	26	24	26
1-11	Possess / Manufacture Contraband	25	69	64	114	101
1-16	Refusing or Failing to Obey Orders (Category 1 only)	51	72	82	97	66
1-18	Consuming / Manufacturing Intoxicant	6	20	20	26	10
1-20	Act Posing Risk to Safety / Security of Facility Operations	144	167	193	237	156
1-22	Planning / Attempting Category 1 Prohibited Act	16	14	12	12	1
1-23	Violation of Inmate Program Contract	2	5	5	12	1
1-24	Gang Related Prohibited Acts	0	0	0	0	0
2-2	Disorderly Conduct	62	80	88	103	92
2-3	Fighting	26	60	51	59	36
2-5	Destroying/Misusing County Property	35	47	37	28	31
2-6	Giving False / Misleading Information	1	7	14	11	11
2-7	Misusing / Abusing Medications	2	3	18	57	34
2-8	Theft	5	6	2	6	8
2-12	Tattooing	2	2	2	3	0
2-13	Fail to Comply with Inmate Handbook	17	34	48	38	18
2-16	Disrespect to Staff	20	22	26	34	38
2-17	Being in Unauthorized Area / Cell	13	12	15	11	12
2-23	Phone Misuse	9	0	0	0	0

# SECURITY

## 2024 AT A GLANCE

◆ No escapes from the facility
◆ 1,688 inmates were received - 1,275 males and 413 females
◆ 1,710 inmates were released - 1,298 males and 412 females
◆ Average daily intake of inmates was 4.62; average daily release was 4.68
◆ Highest day of intakes was on August 20th when 12 inmates were received
◆ The inmate population comprised of 83% males and 17% females
◆ 59% of inmates were incarcerated less than 90 days
◆ 68% - Reflects the number of inmates that were previously incarcerated at the Detention Center
◆ 26% - Recidivism measured by those re-offending within 3 years of last incarceration
◆ 74% of inmates were held with bond denied
◆ 23% of inmates had bonds less than \$5,000

The **Security Staff** consists of 108 sworn uniformed correctional deputies. They provide security staffing over 3 shifts, 24 hours per day, 365 days per year. Each shift is comprised of a Lieutenant, who serves as the Shift Commander, three Sergeants, and a number of Master Deputies, Deputy First Class, and Deputies. A Sergeant serves as the Shift Commander in the absence of the Lieutenant.

## OFFICER DEMOGRAPHICS

SENIORITY			# OFFICERS		RANK		# OFFICERS		AGE		# OFFICERS	
0-5	yrs		44		Major		1		19-29		24	
6-10	yrs		13		Captain		2		30-39		21	
11-15	yrs		15		Lieutenant		4		40-49		21	
16-20	yrs		16		Sergeant		14		50-59		30	
21-25	yrs		8		Master Deputy		50		60-69		11	
26+	yrs		11		Deputy First Class		6					
					Deputy		30					

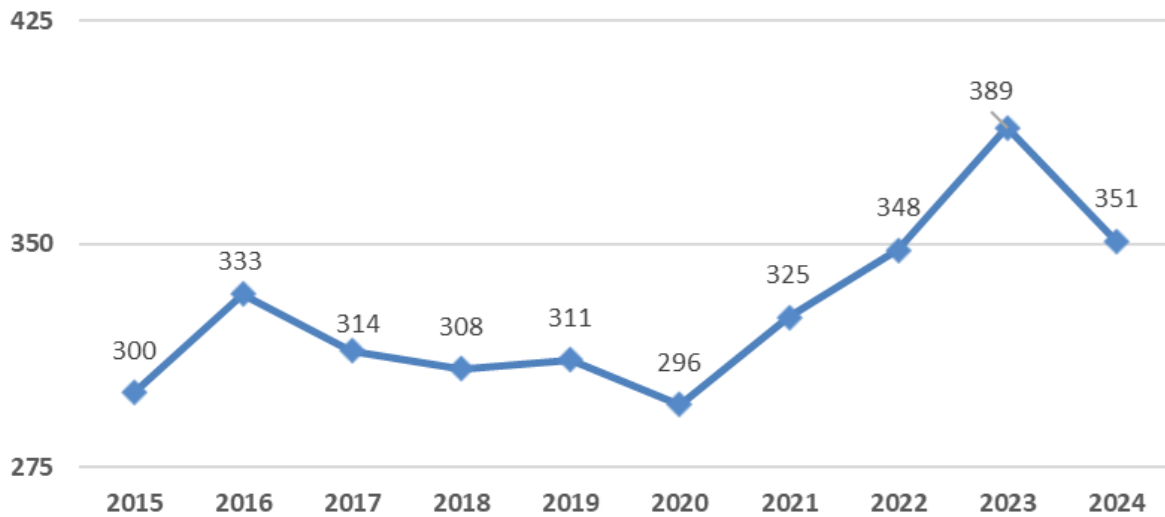
5 security staff vacancies

3 part-time officers



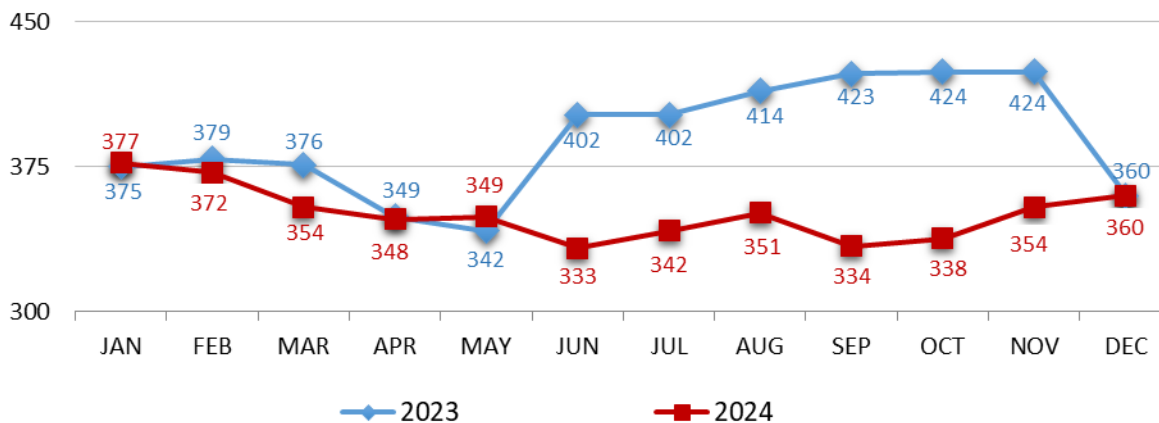
# INMATE POPULATION STATISTICS

## Average Daily Inmate Population - Last 10 Years



*“Average Daily Inmate Population” is an average number of inmates incarcerated during a calendar year.*

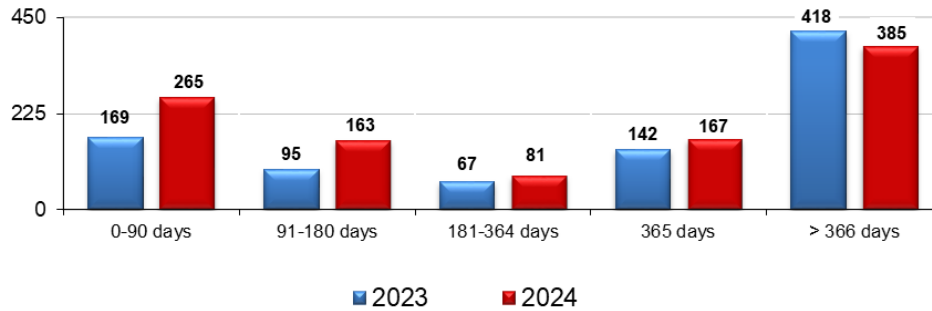
## Average Daily Inmate Population by Month 2023 vs 2024



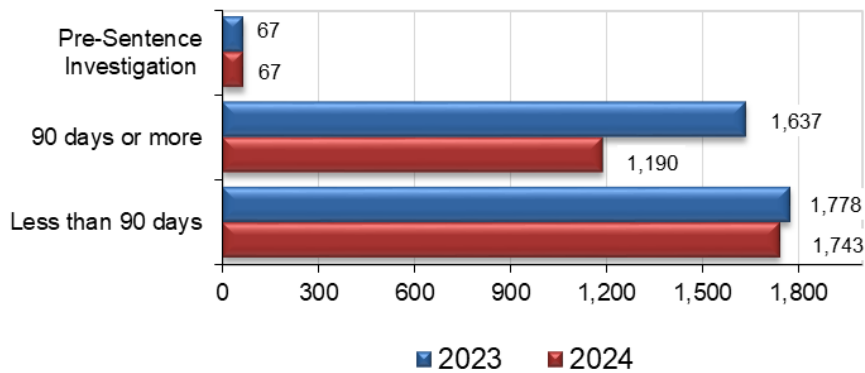
Above statistics include Home Detention/Day Reporting Center inmates

# INMATE POPULATION STATISTICS

**Length of Sentence  
2023 vs 2024**

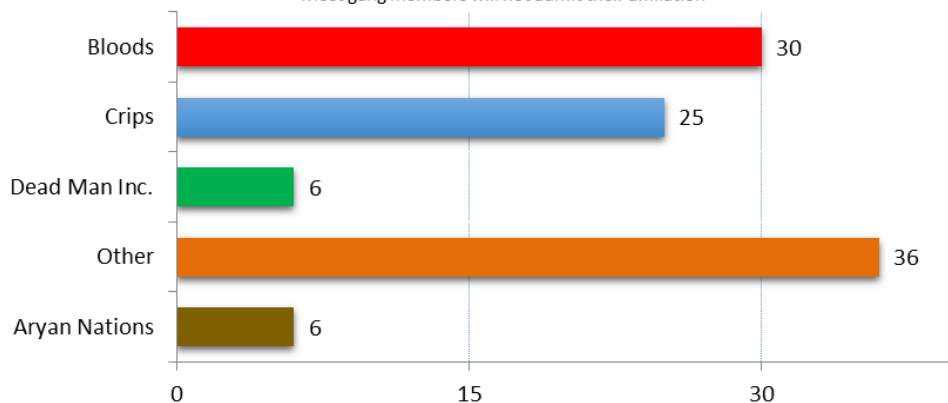


**Length of Incarceration  
2023 vs 2024**



**Incarcerated Gang Members**

\*Most gang members will not admit their affiliation



# INMATE POPULATION STATISTICS

## INMATE ARREST CHARGES

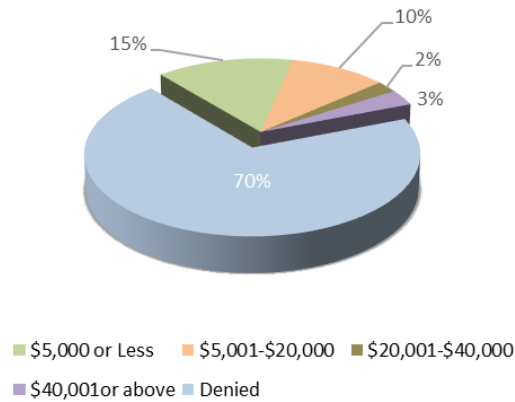
332 - Alcohol Offenses	1,562 - Fail To Appear
26 - Arson	656 - Motor Vehicle Violations
1,751 - Assault/Violate Exparte/Kidnap	21 - Murder
95 - Bad Checks/Credit Card Fraud	8 - Parole Retake
1,129 - Burglary/Robbery	92 - Sex Offense/Rape
93 - Child Abuse/Child Sex Offense	143 - Trespass
48 - Contempt/Non-Support/Fail to Pay	425 - Violation of Probation
245 - Disorderly Conduct/Fail To Obey	277 - Weapon Charges
1,257 - Drug Charges	

## BOOKING BY ARRESTING AGENCY

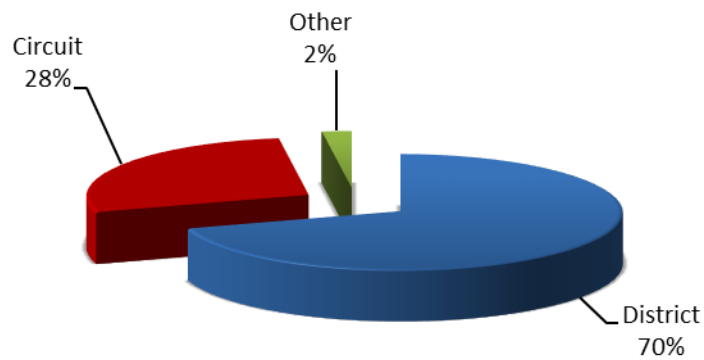
Arresting Agency	2020	2021	2022	2023	2024
Boonsboro	1	1	1	1	1
Circuit Court	4	7	8	6	0
District Court	2	4	3	1	0
Hagerstown Police Department	284	271	355	329	306
Hancock	4	4	15	10	6
Maryland State Police	48	74	57	32	30
Narcotics Task Force	29	16	7	30	27
Other	7	8	7	6	2
Smithsburg	2	2	0	2	1
Washington County Sheriffs Office	924	919	1,080	1,166	1,311

# INMATE POPULATION STATISTICS

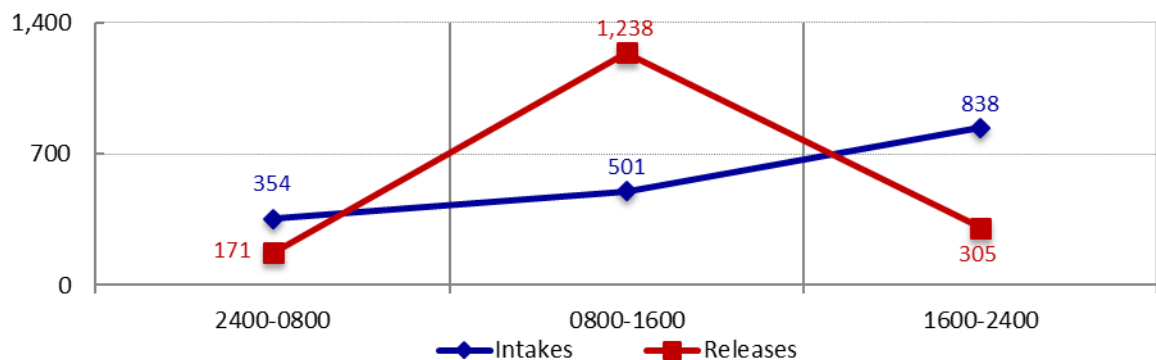
**Inmate Bond Amounts**



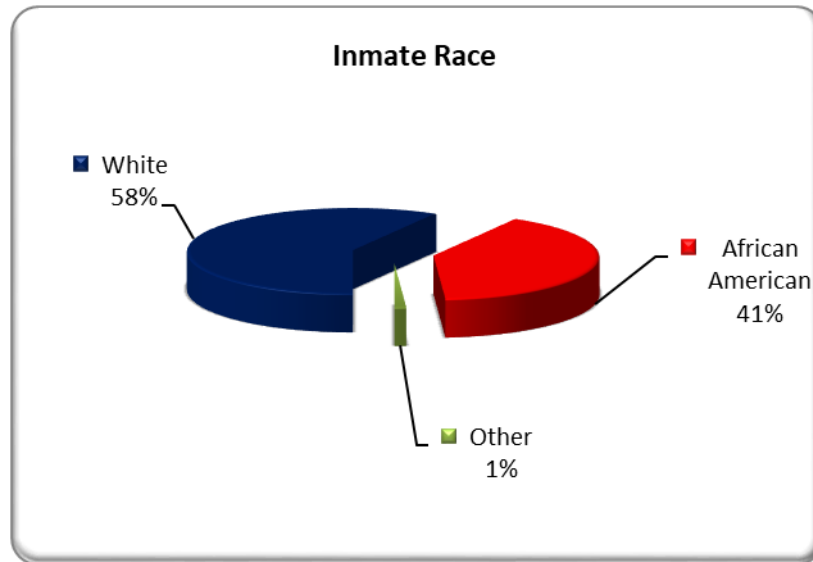
**Case Distribution by Court**



**Intakes & Releases by Shift**



# INMATE POPULATION STATISTICS



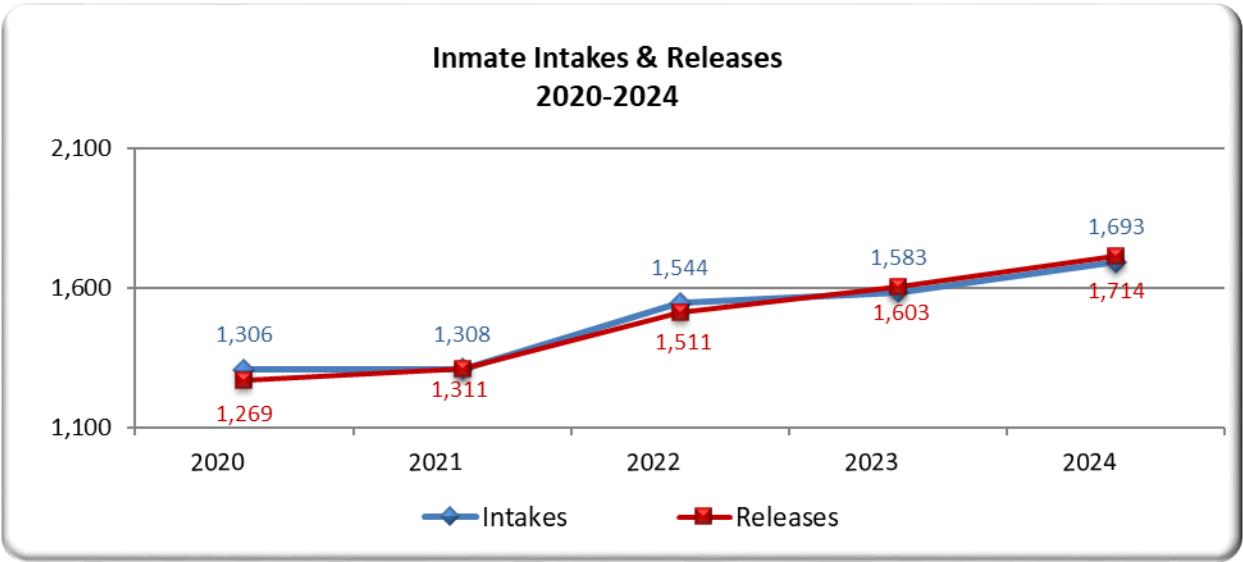
## INMATE RESIDENCE

	2020	2021	2022	2023	2024
Washington County	1,059	1,036	1,188	1,220	1,296
Out of County/In State	116	125	179	220	221
Out of State	124	134	167	116	144
Out of Country	7	13	10	27	9

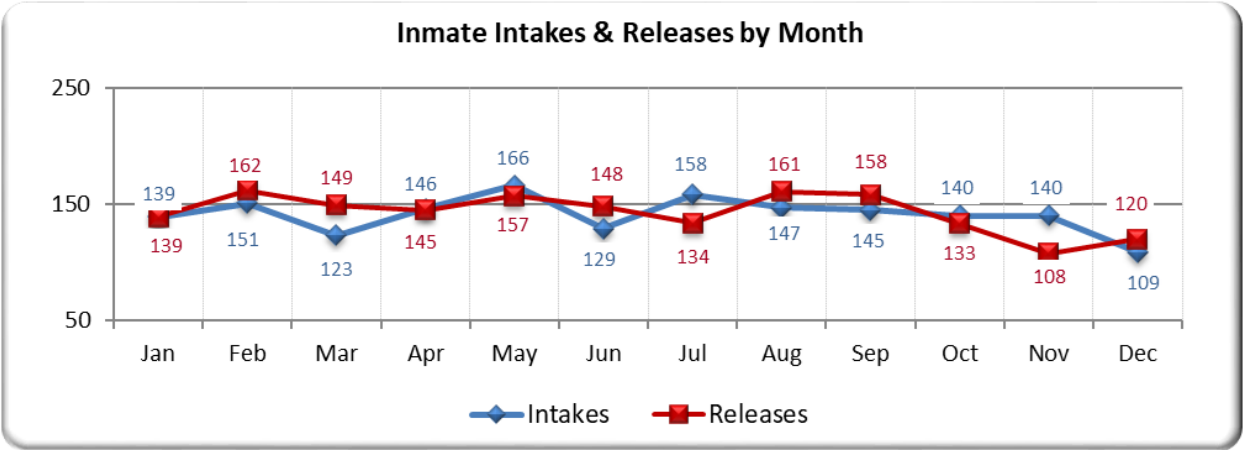
## INMATE AGES

Age Group	<18	18-21	22-29	30-39	40-49	50-59	60+
Number of Inmates	12	104	379	606	357	154	75

# INTAKE OFFICE



**The Intake Office processed 3,407 inmates into and out the facility in 2024!**

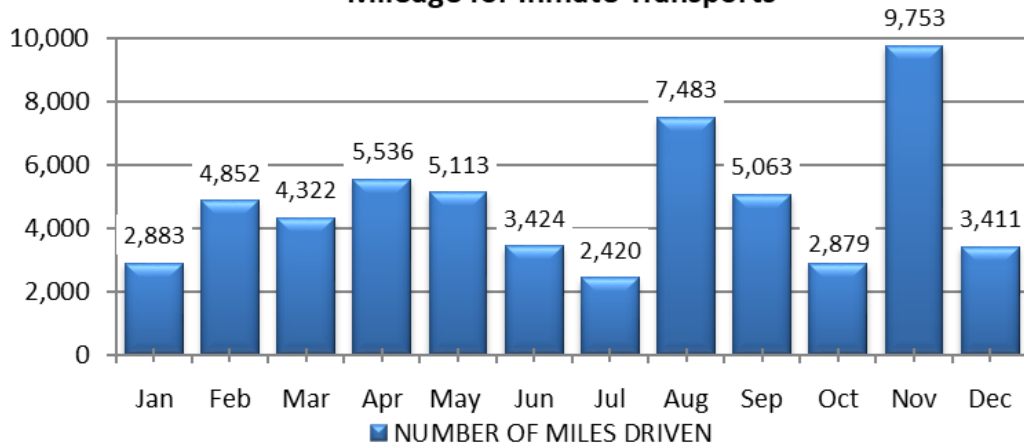


# TRANSPORTATION UNIT

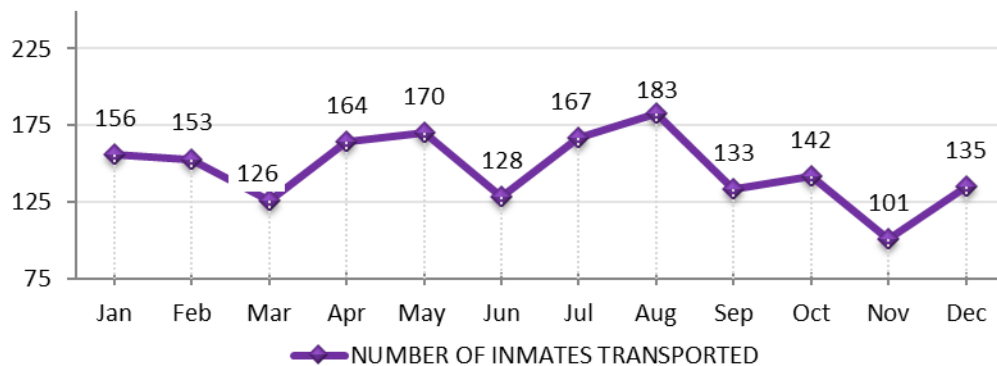
## 2024 AT A GLANCE

- ◆ A total of 1,758 inmates were transported
- ◆ A total of 543 trips were made:
  - 357 trips were made to court
  - 112 for medical appointments
  - 74 miscellaneous
- ◆ 57,139 miles were logged by the Transportation Unit- an average of 157 miles per day
- ◆ 166 inmates were transported to the Department of Public Safety and Correctional Services
- ◆ 1,387 Bail Reviews were held by video from the Detention Center to District Court
- ◆ 103 transports were made out of county

**Mileage for Inmate Transports**



**Number of Inmates Transported**



# INMATE PROGRAMS

## 2024 AT A GLANCE

- ◆ 0 inmates were processed to Home Detention
- ◆ 0 inmate was processed to Work Release
- ◆ Average daily inmate population on programs was:  
Work Release— 0  
Home Detention— 0

**Home Detention**—allows inmates to serve their sentence in their homes via electronic monitoring and continue employment, educational classes and attend treatment.

**Work Release**—allows inmates to obtain or continue employment within the community while serving their sentence. Inmates on this program are allowed to leave the facility to go to work but must return when their work day is concluded. Work site supervision is supplied by employers along with site checks conducted by Detention Center staff.

To be considered for the above programs, inmates must be recommended by their sentencing judges to participate.

The charts below indicate how many inmates were recommended for Home Detention, Work Release, and Weekend Confinement from each court.

### HOME DETENTION

	2021	2022	2023	2024
Participants	1	0	0	0
Revenue	\$7,772	\$ 0	\$ 0	\$ 0

### WORK RELEASE

	2021	2022	2023	2024
Participants	0	0	1	0
Revenue	\$ 0	\$ 0	\$ 2,702	\$ 0

Inmates on the Home Detention and Work Release Programs are charged a participation fee of \$14 per day.



# INMATE PROGRAMS

**Home Detention**—allows inmates to serve their sentence in their homes via electronic monitoring and continue employment, educational classes and attend treatment.

**Work Release**—allows inmates to obtain or continue employment within the community while serving their sentence. Inmates on this program are allowed to leave the facility to go to work but must return when their work day is concluded. Work site supervision is supplied by employers along with site checks conducted by Detention Center staff.

To be considered for the above programs, inmates must be recommended by their sentencing judges to participate.

The charts below indicate how many inmates were recommended for Home Detention, Work Release, and Weekend Confinement from each court.

## HOME DETENTION AUTHORIZED BY COURT

	2020	2021	2022	2023	2024
Circuit Court	11	1	0	0	0
District Court	4	0	0	0	0
Total	15	1	0	0	0

## WORK RELEASE AUTHORIZED BY COURT

	2020	2021	2022	2023	2024
Circuit Court	2	0	0	0	0
District Court	2	0	0	0	0
Total	4	0	0	0	0

# DAY REPORTING CENTER PROGRAM

## 2024 AT A GLANCE

- ◆ 22 inmates were referred to the Day Reporting Center
  - ◆ 14 inmates were admitted
  - ◆ 6 inmates were denied admission for the following reasons:
    - 1 Detainers in other states and/or other counties
    - 0 Unable to obtain residence
    - 0 Resided outside of county and/or state
    - 0 Crimes of Violence
    - 1 Declined
    - 0 Parole Retake
    - 4 Miscellaneous Reasons
  - ◆ 7 participants were returned to the Detention Center for failing to adhere to program rules; 2 participants were readmitted
  - ◆ 21 Participants have independent housing, 17 participants live in sober housing
  - ◆ 50% Participants were employed full-time within 45 days of admission
  - ◆ 95% Attendance Rate for Programs
  - ◆ 83% Received Mental Health Services
- \* 2 inmates referred in December 2024 are still pending further authorization to be admitted to DRC as of 12/31/2024

The Washington County Sheriff's Office, **Day Reporting Center** opened on October 1, 2017. The program is located on the grounds directly behind the County Detention Center and the Sheriff's Office. The day reporting center is alternative to incarceration for individuals committed to the Washington County Detention Center with a substance related criminal conviction. The Washington County Sheriff's Office Day Reporting Center is a six month, on-site, non-residential cognitive restructuring program designed to change an offender's adverse thinking patterns and attitudes, improve job skills and job retention. The individuals remains in the custody of the Washington County Detention Center, with a modified home detention privileges. The primary goals of the program is to reduce offender recidivism, improve offender's ability to conform to community norms, enhance coping skills, decrease substance relapse, increase employability, and increase job retention.

The program hours of operation are Monday through Friday 8:00 a.m. to 8:00 p.m. and Saturday 8:00 a.m. to 4:00 p.m. The program is closed on Sunday and major holidays. The program will blend a high level of supervision to include GPS (global positioning system), community surveillance and unannounced home visits, with intensive case management, and treatment for substance related disorders. The program uses cognitive behavioral therapy in group and individual settings, medication assisted treatment using Vivitrol, and random and rigorous alcohol and drug testing. In addition, the program provides health visits, reentry, peer recovery, soft and life skills, vocational assessments, employability, financial and emotional literacy, pro-social support, mediation, mentoring / coaching, and health and wellness services. The program provides job training for those with inadequate work skills and lack of stable employment. The program refers to community providers for mental health services.

# JAIL SUBSTANCE ABUSE PROGRAM (J.S.A.P.)

## 2024 AT A GLANCE

PROGRAM DESCRIPTION	2020	2021	2022	2023	2024
JSAP Evaluations	35	32	57	94	118
JSAP Completions	22	13	23	75	58
JSAP Group Services	268	223	524	1,062	1,282
JSAP Individual Services	32	28	80	159	289
TAMAR Participants (Male & Female)	47	15	28	72	86
TAMAR Activities	223	183	230	511	910
Anger Management Participants (Male & Female)	13	6	10	46	28
Anger Management Activities	34	6	43	119	98
Court Ordered 8-505 Evaluation provided	13	30	16	10	13
HIV Testing	12	0	0	6	35
Overdose Response Training (Narcan)	7	6	25	58	118

\*Covid closure - limited to 6 participants 2020 through 2023

The Washington County Health Department, Division of Behavioral Health Services, Jail Substance Abuse Program (JSAP) was established in 1989 as substance use disorder treatment program operating within the Washington County Detention Center. JSAP is accredited by the Commission on Accreditation for Rehabilitation Facilities (CARF). JSAP is also certified by the State of Maryland Department of Health, Office of Health Care Quality. The Program provides 2-hour daytime substance use treatment groups 2 times per week and individual counseling services for adults at WCDC.

JSAP Counselors assist participants in connecting with a community treatment provider of their choice to ensure continuity of care following their release from incarceration. Additionally, individuals court-ordered under HG Article 8-505 undergo evaluations to assess their treatment readiness and placement needs.

The program also offers several voluntary services, including:

**TAMAR Program** – A ten-week initiative addressing Trauma, Addiction, Mental Health, and Recovery.

**Anger Management Program** – A six-week course designed to equip participants with strategies for managing anger effectively.

**Health-** Voluntary testing for HIV, Hepatitis C, and Syphilis.

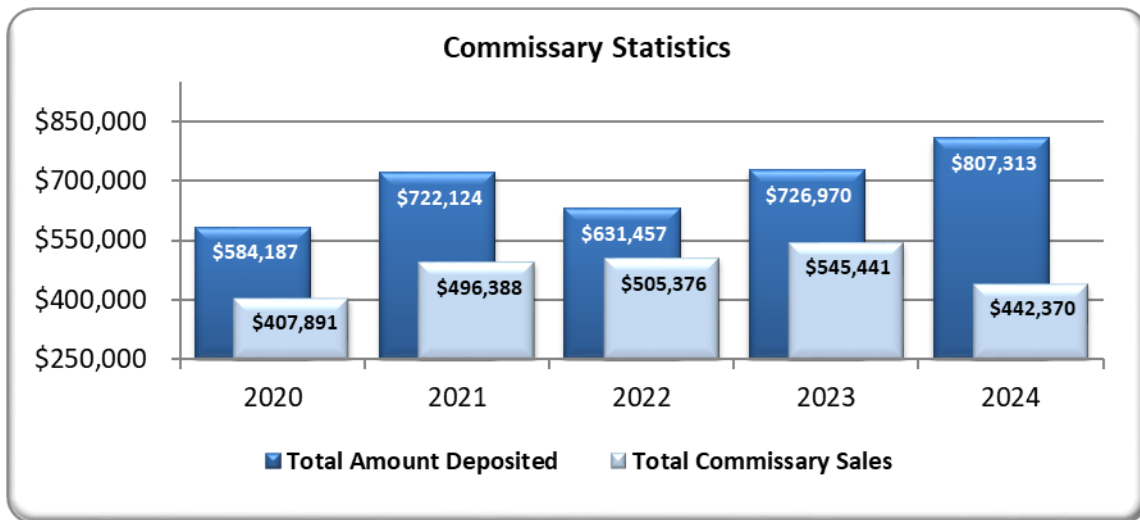
A Certified Peer Recovery Specialist was hired in 2024 to enhance program services. This specialist provides mentorship, guidance, and lived-experience support to incarcerated individuals engaged in treatment programs, helping to bridge the gap between incarceration and sustained recovery in the community.

# INMATE COMMISSARY/ACCOUNTS MANAGEMENT

## 2024 AT A GLANCE

- ◆ Total amount deposited into inmate accounts was \$807,313
- ◆ 11,998 commissary orders were filled
- ◆ Average inmate commissary order was \$36.87
- ◆ \$268.00 in Medical fees
- ◆ \$505.72 in Classification fees
- ◆ \$3,077.00 for property damage
- ◆ Annual accounting audit completed by outside agency with 0 deficiencies

**Commissary sales totaled \$442,370.82**



## INMATE VISITING

In July 2023, the Washington County Detention Center issued tablets to all general population inmates. The tablets allows inmates to schedule video visits, make phone calls, and messaging with family and friends. In addition, the tablets contain educational content, job and life skills tools, multi-media content, e-books, and a law library. The tablets also allow inmates to communicate with staff at the Detention Center. Tablets are specifically designed for correctional facilities with enhanced security features. Inmates have no access to the internet or core device settings other than volume, rotation, and brightness control.

In addition, the Video Visitation System has allowed the Maryland Parole Commission to conduct parole hearings remotely so that the Commission can hold hearings in a timely manner with all inmates who are entitled to parole hearings. Prior to the implementation of Video Visitation, the Parole Commission had to travel from Baltimore to Hagerstown to hold parole hearings. This prevented them from holding parole hearings with the inmate in a timely manner as required by law.

**346 visits were conducted at the Detention Center in 2024!**

# CLASSIFICATION UNIT

## 2024 AT A GLANCE

◆	422 inmates were assigned Trusty positions:
	115 Kitchen Trusties
	158 Sanitation
	75 Laundry Trusties
	23 Wall-scrubber Trusties
	51 Other Trusty positions
◆	1,473 Initial Classification Interviews
◆	946 Reclassification Hearings were conducted
◆	60 Classification Reviews were held
◆	330 Detainers were processed
◆	3,477 Inmate Request Slips were handled
◆	85 Parole Hearings

The Detention Center is required to house inmates having a variety of criminal charges, cultural, social and educational backgrounds, and personal needs. An Initial Classification Interview, an information gathering process is conducted for each inmate. During this process, **Classification Counselors** assess an inmate's current charges, sentence/bond status, criminal history, medical/mental health history, and housing requirements. Orientation to facility rules and regulations and institutional functions also occurs at this time. Classification Reviews are periodically conducted to determine if modification of an inmate's current status is appropriate. Once compiled, the information is used to assign housing, program access, and in making institutional work assignments. Classification Counselors provide a vital information link between the inmate population, courts, and other judicial system agencies.

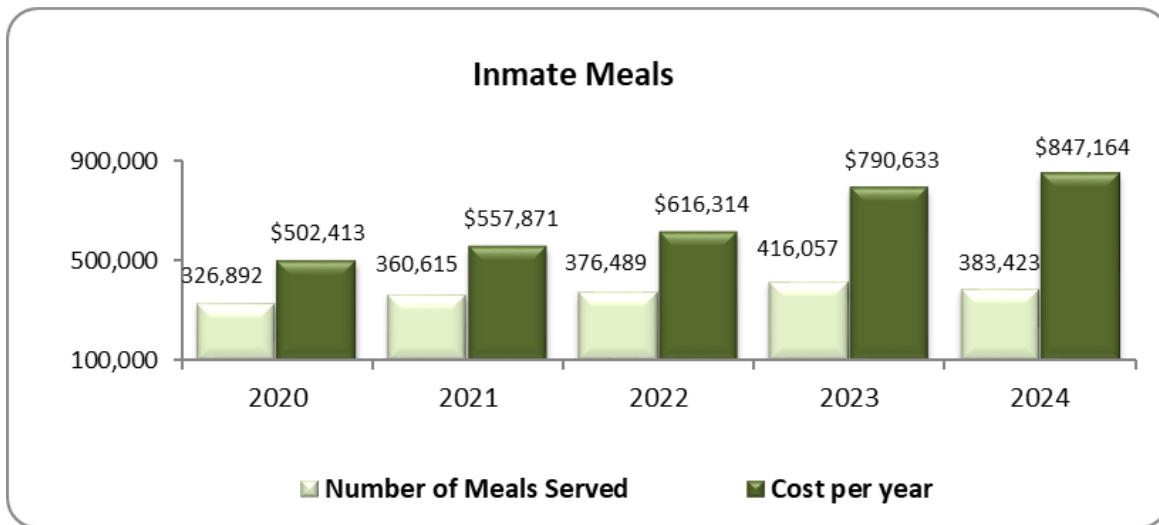
CLASSIFICATION UNIT					
	2020	2021	2022	2023	2024
<b>Classifications</b>	1,463	1,429	1,490	1,473	1,427
<b>Reclassifications</b>	194	222	978	1,071	946
<b>Request Slips</b>	3,467	3,728	2,673	3,245	3,477
<b>Detainers Processed</b>	194	248	261	231	330

## FOOD SERVICES

### 2024 AT A GLANCE

- ◆ Prepared and served a total of 383,423 inmate meals  
(Cost per meal was \$2.224 January-June and \$2.195 July-December)
- ◆ Total cost of feeding inmates was \$847,163.94
- ◆ Served an average of 1,050 inmate meals per day

In 2018, the Washington County Detention Center awarded a contract to ARAMARK to provide food services to inmates and staff. Food Service operations must comply with all regulatory standards mandated by such agencies as the Maryland State Department of Health and Mental Hygiene and the Maryland Commission on Correction Standards. In addition, all dietary requirements of inmates must be met – medical diets, religious diets, special diets, etc.



## INMATE EDUCATION PROGRAMS

### 2024 AT A GLANCE

- ◆ 120 inmates participated in GED Classes
- ◆ 120 in Adult Education, (49 males and 71 females)

# MEDICAL & MENTAL HEALTH SERVICES

## 2024 AT A GLANCE

Over 800 Inmate Health Histories were conducted as part of the intake process. The following numbers indicate those inmates admitting to the listed medical conditions:

◆ 14	—Contagious/Communicable Disease	◆ 11	—Pregnant
◆ 0	—Crab/Lice	◆ 8	—Presently Suicidal
◆ 21	—Drug/Alcohol withdrawal Symptoms	◆ 944	—Prior Drug use
◆ 35	—Heart Condition	◆ 149	—Prior Suicide Attempts
◆ 14	—History of Tuberculosis/Hepatitis	◆ 675	—Psychiatric/Mental Treatment
◆ 46	—IV Drug use/shared needles	◆ 36	—Sexually Transmitted Disease

	PROCEDURE	2023	2024
01	Ambulance Transport	170	23
02	Cardiac/HTN Clinic	110	564
03	Cardiologist Consults	1	1
04	Chest Disease	0	0
05	Deaths	0	0
06	Dental	401	344
07	Detox Prescriptions Started	504	772
08	Dialysis	0	0
09	EKGs	263	153
10	Employee TB Testing	23	129
11	Endocrine Clinic	171	106
12	Emergency Room-(Medical)	67	70
13	Emergency Room-(Accident)	0	0
14	Eye Glass Repair/Exam	10	10
15	Flu Vaccines	25	19
16	Infectious Disease Clinic	102	176
17	INH Clinic	0	0
18	INH Prescription Clinic	0	0
19	Inmate Health Histories	1,007	1,618
20	Inmate TB Tests	1,620	1,646
21	IV Starts	0	4

	PROCEDURE	2023	2024
22	Laboratory	881	*
23	Neurological Consults	2	0
24	Neurology Clinic	36	83
25	Nurse Sick Call	1,798	1,477
26	OBGYN Consults	18	13
27	On-Site X-ray	248	270
28	Oral Surgery	1	2
29	Orthopedic Consults	22	30
30	Outside X-ray	6	6
31	Meritus Medical Ctr., Inpatient	16	21
32	Physical Therapy	5	4
33	Physicals	1,063	949
34	Physician's Sick Call	287	2,783
35	Prescription Medication	18,329	2,590
36	Psychotropic Medications	1,520	1,568
37	Psychiatrist	1,300	1,285
38	Pulmonary Clinic	212	373
39	RPR	123	72
40	Suicide Attempts	1	0
41	Surgical Consults	5	2
42	Urological Consults	9	2

\* The statistic for Laboratory was unavailable.

## 2024 Operations Outcome Measures

01	Budget for the past 12 months	\$24,246,940
02	Number of staff at the end of the last calendar year (support staff included; DRC & Central Booking staff not included)	122
03	Number of staff who left employment for any reason in the past 12 months	4
04	Total number of credit hours relevant to their facility earned by staff in higher education in the past 12 months	0
05	Number of professional development events (in hours) attended by staff in the last 12 months	120
06	Average Daily Population in the past 12 months	377
07	Number of Admissions in the past 12 months	1,693
08	Number of inmates who were sentenced to the jail for 6 months or more in the past 12 months	633
09	Number of inmates diagnosed with hygiene-related conditions (scabies, lice, or fungal infections) in last 12 months	6
10	Number of inmate injuries (other than fire) requiring medical treatment in the past 12 months	10
11	Number of staff work related injuries (other than fire) requiring medical treatment in the past 12 months	8
12	Number of problems identified by internal health care review that were corrected in the past 12 months	0
13	Number of Sanitation or Health Code violations identified by external agencies in the past 12 months	12
14	Number of Sanitation or Health Code violations corrected in the past 12 months	12
15	Number of incidents involving keys in the past 12 months	0
16	Number of incidents involving tools in the past 12 months	0
17	Number of incidents involving culinary equipment in the past 12 months	0
18	Number of incidents involving medical equipment and sharps in the past 12 months	0
19	Number of rule violations in the past 12 months	1.036
20	Number of assaults—inmate against inmate, inmate against staff—in the last 12 months	30/26



## 2024 Operations Outcome Measures

21	Number of incidents involving contraband in the past 12 months	101
22	Number of weapons found in the facility in the past 12 months	7
23	Total number of disciplinary decisions made in the past 12 months	424
24	Number of controlled substances found in the facility in the last 12 months	10
25	Number of instances in which force was used in the past 12 months	31
26	Number of inmate grievances filed alleging inappropriate use of force in the past 12 months	1
27	Number of disciplinary incidents resolved informally in the past 12 months	361
28	Number of formal inmate disciplinary decisions that were appealed in the past 12 months	14
29	Number of appealed disciplinary decisions decided in favor of the inmate in the past 12 months	0
30	Total number of hours of community service donated by inmates in the past 12 months	0
31	Total number of inmates who participated in community service work in the past 12 months	0
32	Number of inmates who passed GED exams while confined in the past 12 months	0
33	Total number of grade levels advanced by inmates in the past 12 months	0
34	Total number of hours of volunteer service delivered by members of the community in the past 12 months	586
35	Total number of individual community members who provided voluntary service in the past 12 months	72
36	Number of Program Changes in the last 12 months (requested from an outside auditing agency)	0
37	Number of Program Changes recommended in the last 12 months (requested from an outside auditing agency)	0
38	Un-authorized walk-offs in the last 12 months	3

## NOTES

---







**Washington County Sheriff's Office**  
**500 Western Maryland Parkway**  
**Hagerstown, MD 21740**

**Detention Division (240) 313-2133**  
**Judicial Division (240) 313-2530**  
**Patrol Division (240) 313-2100**

**[www.washcosheriff.com](http://www.washcosheriff.com)**